

Rope Bridge



NRO811




The Rope Bridge, with its classic appeal, keeps children practising tight rope walks again and again. The lower rope can be balanced on with or without the upper rope support. Learning and practising how to balance on different surfaces is fundamental for the mastery of all other motor skills. The sense of balance makes it possible for children to walk, to run – and to

avoid falling, when they trip over. Regaining balance is crucial for feeling confident in physical activity as well as when sitting still, supporting the ability to concentrate and learn. The Rope Bridge trains balance, and supports balancing acts with others. The social-emotional skills of turn-taking, cooperation and negotiation are built up when passing each

other on the tight rope, avoiding to have to step down.

Item no. NRO811-1001	
General Product Information	
Dimensions LxWxH	224x52x260 cm
Age group	4+
Play capacity (users)	2
Color options	 



Rope Bridge

NRO811



Horizontal rope

Physical: the stiff, bouncy rope is great for walking in arms or hanging in knees. **Social-**

Emotional: children cooperate, help each other and take turns.



Balancing ropes

Physical: holding onto the swaying upper rope when balancing on the swaying lower rope makes excellent training of the sense of balance and trunk muscles. These abilities are fundamental for being able to sit still. **Social-**

Emotional: there is room for more than one and cooperating with friends on walking over the swaying ropes is a true cooperation task that requires teamwork and tolerance.

Rope Bridge

NRO811



All Organic Robinia products by KOMPAN are made of Robinia wood from sustainable European sources. On request it can be supplied as FSC® Certified (FSC® C004450).



Nets and ropes are made of UV-stabilised PA with inner steel cable reinforcement. The rope is induction treated in order to create a strong connection between steel and rope which leads to good wear resistance.



The Robinia wood can be supplied as untreated raw wood or painted with a brown coloured transparent pigment that maintains the golden wood colour of the wood.

Item no. NRO811-1001	
Installation Information	
Max. fall height	30 cm
Safety surfacing area	15.5 m²
Total installation time	3.5
Excavation volume	0.14 m³
Concrete volume	0.05 m³
Footing depth (standard)	100 cm
Shipment weight	192 kg
Anchoring options	In-ground ✓



Sustainability Data

NRO811



Cradle to Gate A1-A3	Total CO ₂ emission	CO ₂ e/kg	Recycled materials
	kg CO ₂ e	kg CO ₂ e/kg	%
NRO811-1001	27.90	0.20	1.30

The overall framework applied for these factors is the Environmental Product Declaration (EPD), which quantifies "environmental information on the life cycle of a product and enable comparisons between products fulfilling the same function" (ISO, 2006). This follows the structure and applies a Life-Cycle Assessment approach to the entire Product stage from raw material through manufacturing (A1-A3))

Kompan A/S

C.F. Tietgens Boulevard 32C
DK-5220 Odense SØ
Denmark



Verification of CO₂ calculation of: Nature play



Data version no. 2023-10-05

The CO₂ calculation and data are in compliance with the principles of a carbon footprint impact according to the GHG protocol (Greenhouse Gas Protocol), Scope 3, cradle to gate related to all individual components in the product category: "Nature play" represented by item no.: NRO409-0621.

(Scope 3 emissions include emission sources in the upstream and downstream value chain).

Date: 30. October 2023 | Valid until: 30. October 2025

Verified by:

Julie Marie Vejsgaard Larsen, LCA & EPD Consultant

Verification based on report: Validation of CO₂ calculation of 9 categories of Kompan product line, version 1.0, prepared by: Bureau Veritas HSE, Denmark: Julie M. V. Larsen.

Publication date: 30. October 2023

By Bureau Veritas HSE
www.bureauveritas.dk
+45 7731 1000

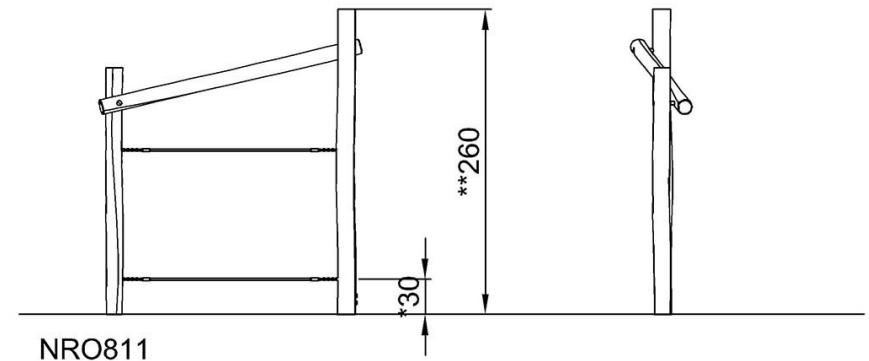
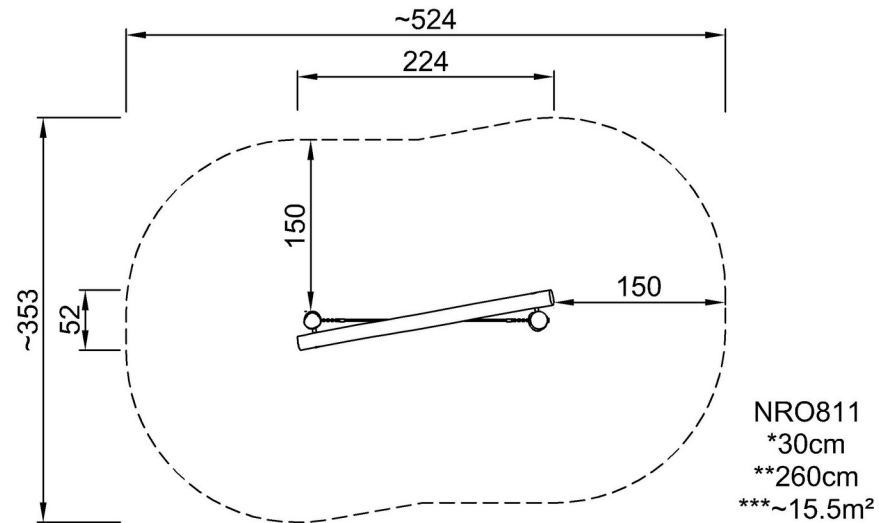


Rope Bridge

NRO811

* Max fall height | ** Total height | *** Safety surfacing area

* Max fall height | ** Total height



[Click to see TOP VIEW](#)

[Click to see SIDE VIEW](#)