

# Explorer's Bridge

NAT503




The Explorer Bridge attracts toddlers to try out their balancing skills, running back and forth repeatedly. A main part of the attraction is the responsiveness of the bridge planks: For every step the child takes, important physical skills are trained: it uses of the sense of balance, tensioning feet, legs, core and arms to adjust equilibrium. For less trained bridge-walkers, the

handholds add support. Running or walking the Explorer Bridge is a social experience. Children feel the movements of the other children on the bridge. This feature adds to the physical challenge of keeping the balance when passing on the Explorer Bridge. It additionally spurs cooperation, negotiation, turn-taking and consideration. These are important socio-

emotional life skills when making friends through play.

Item no. NAT503-0312	
General Product Information	
Dimensions LxWxH	223x68x94 cm
Age group	1+
Play capacity (users)	4
Color options	



# Explorer's Bridge

NAT503



## Trekking bridge

**Physical:** the wobbly bridge trains balance and coordination as well as spatial awareness: when children cross the bridge by running or jumping. **Social-Emotional:** turn-taking and consideration when passing each other. Cooperation and socializing with others in and around the bridge.



## Stairs

**Physical:** cross coordination is used, supporting the cooperation of the left and right halves of the brain, which is necessary for reading. For young children, spatial awareness is trained when walking stairs.

# Explorer's Bridge

NAT503



Posts and boards are made of pine wood from sustainable European sources. The wood is pressure impregnated Class 3 with Tanalith E3475 according to EN335 (Equivalent to NTR Class AB). On request it can be supplied as FSC® Certified (FSC® C004450).



Panels of 19mm EcoCore™. EcoCore™ is a highly durable, eco friendly material, which is not only recyclable after use, but also consists of material produced from +95% recycled post consumer material from food packing waste.




The steel surfaces are hot dip galvanised inside and outside with lead free zinc. The galvanisation has excellent corrosion resistance in outside environments and requires low maintenance.


Item no. NAT503-0312

## Installation Information

Max. fall height	40 cm
Safety surfacing area	16.7 m²
Total installation time	5.0
Excavation volume	0.06 m³
Concrete volume	0.00 m³
Footing depth (standard)	35 cm
Shipment weight	100 kg
Anchoring options	In-ground ✓ Surface ✓



The post end caps are made of injection molded high quality nylon (PA6). PA6 has good wearing and impact strength and is UV stabilized. The end caps protects vertical placed posts to ensure long lifetime.



The support chains of the hang bridge are made of high-quality stainless-steel to ensure durability of the product.



# Sustainability Data

NAT503



Cradle to Gate A1-A3	Total CO <sub>2</sub> emission	CO <sub>2</sub> e/kg	Recycled materials
	kg CO <sub>2</sub> e	kg CO <sub>2</sub> e/kg	%
NAT503-0312	89.00	1.31	33.80

The overall framework applied for these factors is the Environmental Product Declaration (EPD), which quantifies "environmental information on the life cycle of a product and enable comparisons between products fulfilling the same function" (ISO, 2006). This follows the structure and applies a Life-Cycle Assessment approach to the entire Product stage from raw material through manufacturing (A1-A3))

**KOMPAN**  
Let's play

## Kompan A/S

C.F. Tietgens Boulevard 32C  
DK-5220 Odense SØ  
Denmark



## Verification of CO<sub>2</sub> calculation of: Nature play



Data version no. 2023-10-05

The CO<sub>2</sub> calculation and data are in compliance with the principles of a carbon footprint impact according to the GHG protocol (Greenhouse Gas Protocol), Scope 3, cradle to gate related to all individual components in the product category: "Nature play" represented by item no.: NR0409-0621.

(Scope 3 emissions include emission sources in the upstream and downstream value chain).

**Date: 30. October 2023 | Valid until: 30. October 2025**

**Verified by:**

Julie Marie Vejsgaard Larsen, LCA & EPD Consultant

Verification based on report: Validation of CO<sub>2</sub> calculation of 9 categories of Kompan product line, version 1.0, prepared by: Bureau Veritas HSE, Denmark: Julie M. V. Larsen.

**Publication date: 30. October 2023**

By Bureau Veritas HSE  
www.bureauveritas.dk  
+45 7731 1000

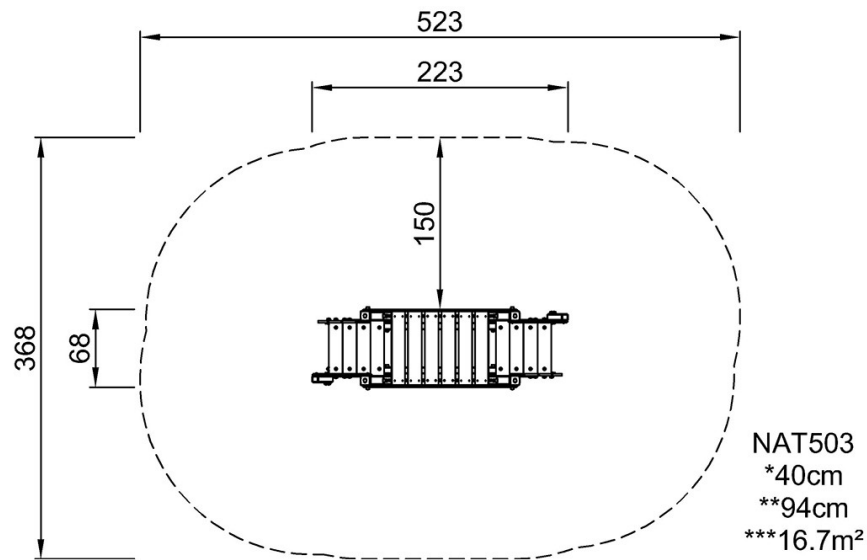


# Explorer's Bridge

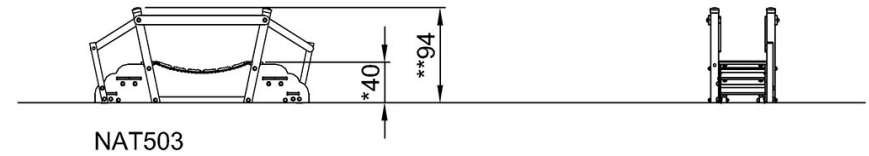
NAT503

\* Max fall height | \*\* Total height | \*\*\* Safety surfacing area

\* Max fall height | \*\* Total height



[Click to see TOP VIEW](#)



[Click to see SIDE VIEW](#)