





Item no. GXY968032-3717

General Product Information

Dimensions LxWxH	51'3"x40'9"x10'3"
Age group	5 - 12
Play capacity (users)	55
Color options	



Awesomeness in play versatility and immense multi-functionality meets the older children: hours and days of climbing, spinning, balancing, rocking, and swaying. All of this in a transparent universe that allows for play with peers through, over, in and out of the structure. Accessible from ground level for all abilities to play, the many moving, socializing or break


points contribute to the repeated attraction of the piece. The climbing, bouncing, spinning, gliding and rocking activities vastly train the motor skill ABC's: Agility, Balance and Coordination. Muscles are strengthened from climbing. Cardio is trained when running or pushing and pulling friends on spinners. Bone density is trained when jumping on and off. The

children's social-emotional skills are developed by the many turn-taking and socializing activities. The logical thinking and memory is stimulated on the spinning items.



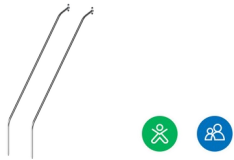
Meteor shower link

Physical: agility, balance and coordination when climbing and swaying on ropes. Arm, leg, and core muscles are strengthened. These are important for posture control and sitting still. **Social-Emotional:** turn-taking and consideration of others when climbing through. These skills are hard to teach but easy to learn in play.




Satellite spinner

Physical: balance when standing, sitting and rotating, muscles develop when holding tight. **Social-Emotional:** turn-taking, socializing. **Cognitive:** logical thinking, figuring out how to make the spinner work with gravity, not against it.



Banister bars

Physical: coordination is supported when going down, as well as arm and core muscles. Landing strengthens bone density, which is built for life in childhood. **Social-Emotional:** turn-taking and risk-taking.



Musca spinner

Physical: balance when standing, sitting and rotating, muscles develop when holding tight. **Social-Emotional:** cooperation in getting the spinner to turn.



Open triangle plate

Physical: climbing, swaying when seated and balancing, for all abilities. **Social-Emotional:** a great meeting point, swaying seat for a break, inviting socializing and turn-taking, accessible for all and usable for most.



Twisted ladder

Physical: agility, balance and coordination. Muscle strength when swinging up for gripping handle. **Social-Emotional:** resting point, turn-taking and socializing.



Play shell

Physical: the swaying movement stimulates the sense of balance, necessary to sit still on a chair. **Social-Emotional:** meeting, taking a break and turn-taking are supported, skills necessary to learn how to avoid conflicts.



The steel surfaces are hot dip galvanized inside and outside with lead free zinc. The galvanization has excellent corrosion resistance in outside environments and requires low maintenance.



Larger activities are made of 100% recyclable PE. The play shell displayed is molded in one piece with a minimum 5mm wall thickness. PE has high impact resistance across a wide temperature span which ensures vandal resistance in all locations.



GALAXY climbing triangle with outer soft layer of PUR and corner brackets of moulded nylon (PA6). The core consist of a powder coated welded steel frame with integrated corner suspension points. Larger triangles are closed with an 18mm thick Ekogrip® panel that has a top-layer of rubber with a non-skid effect.



Bearing systems in heavy duty design in a maintenance free construction. All steel bearings are fully closed and lifetime lubricated.



The unique designed GALAXY connection ball is made with an inner circular core of aluminium surrounded by a shell of hard PP with a outer layer of soft TPV rubber. Flexible lead free aluminium connectors allow for installation in variable angles.



Galaxy products are available in different color combinations with either hot dip galvanized steel surface treatment or optional with powder top finish of selected steel components. Colors of the activities are adjusted to support the individual color combination.

Item no. GXY968032-3717	
Installation Information	
Max. fall height	8'5"
Safety surfacing area	1892ft²
Total installation time	61.2
Excavation volume	16.99yd³
Concrete volume	6.28yd³
Footing depth (standard)	2'11"
Shipment weight	4905lbs
Anchoring options	In-ground ✓ Surface ✓
Warranty Information	
Galaxy connection ball	5 Years
Hot dip galvanized steel	Lifetime
PUR components	10 Years
Ropes & nets	10 Years
Spare Parts Availability	10 Years

Elevated activities 0	Accessible elevated activities	Accessible ground level activities	Accessible ground level play types
Present	0	16	5
Required	0	5	5

**ASTM
F1487**
compliant

Sustainability Data

GXY968




Cradle to Gate A1-A3	Total CO ₂ emission	CO ₂ e/kg	Recycled materials
	kg CO ₂ e	kg CO ₂ e/kg	%
GXY968032-3717	6,044.10	3.35	39.90


The overall framework applied for these factors is the Environmental Product Declaration (EPD), which quantifies "environmental information on the life cycle of a product and enable comparisons between products fulfilling the same function" (ISO, 2006). This follows the structure and applies a Life-Cycle Assessment approach to the entire Product stage from raw material through manufacturing (A1-A3))

Kompan A/S

C.F. Tietgens Boulevard 32C
DK-5220 Odense SØ
Denmark



Verification of CO₂ calculation of: Challengers & Climbers



Data version no. 2023-10-05

The CO₂ calculation and data are in compliance with the principles of a carbon footprint impact according to the GHG protocol (Greenhouse Gas Protocol), Scope 3, cradle to gate related to all individual components in the product category: "Challengers & Climbers" represented by item no.: BLX410301-3717.

(Scope 3 emissions include emission sources in the upstream and downstream value chain).

Date: 30. October 2023 | Valid until: 30. October 2025

Verified by:

Julie Marie Vejsgaard Larsen, LCA & EPD Consultant

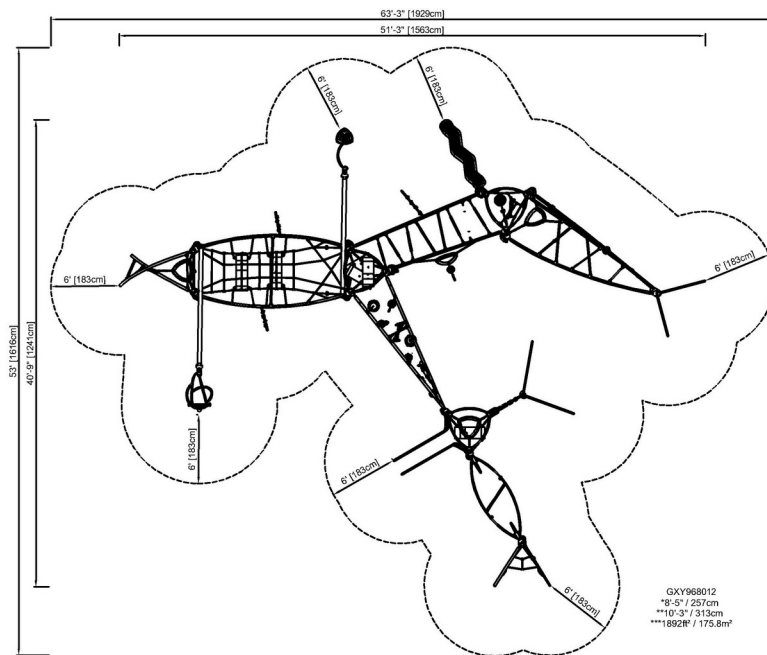
Verification based on report: Validation of CO₂ calculation of 9 categories of Kompan product line, version 1.0, prepared by: Bureau Veritas HSE, Denmark: Julie M. V. Larsen.

Publication date: 30. October 2023

By Bureau Veritas HSE
www.bureauveritas.dk
+45 7731 1000

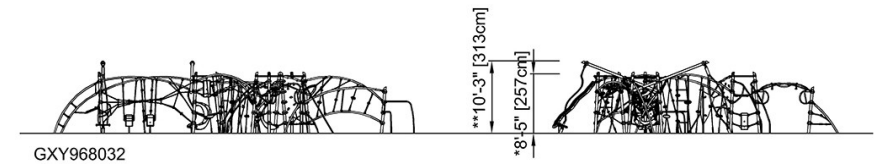


* Max fall height | ** Total height | *** Safety surfacing area



[Click to see TOP VIEW](#)

* Max fall height | ** Total height



[Click to see SIDE VIEW](#)