


BLOQX 2



BLX4102



Item no. BLX410201-3717

General Product Information

Dimensions LxWxH	299x180x171 cm
Age group	8+
Play capacity (users)	10
Colour options	  





By combining two climbing elements, different climbing angles appear where the climber can use grips placed on opposite sides and find foothold in corners. This can make the climbing easier for the beginner, but can also open up new challenges for the advanced climber, who can choose to use e.g. only the most tricky placed grips. An interesting route for

bouldering around the structure can be chosen with quite some critical positions to overcome. On the top space of the two BLOQX, a comfortable meeting place is shaped, where the two modules meet- a fine meeting and resting place with a great overview for a couple of climbers.

BLOQX 2

BLX4102




Climbing grips grid

Cognitive: logical thinking when figuring out routes and memorizing position of grips you can't see when climbing.




Multiple climbing blocks

Physical: develop sense of balance, proprioception and spatial awareness. Heavy duty training of arm, leg and core muscles when climbing longer. More points for strengthening bone density when jumping down. **Social-Emotional:** cooperation, consideration, turn-taking, risk-taking, self-confidence when self-regulating and helping others. **Cognitive:** logical thinking when figuring out longer routes.



Inclined panels

Physical: sense of balance when seated for breaks, and proprioception. Bone density when jumping down. Bone density is built up in youth to last the rest of your life. **Social-Emotional:** meeting points from where to help other children. Turn-taking and helping out are common activities on the BLOQX™.



Meeting point

Physical: sense of balance when seated for breaks on an inclined surface. **Social-Emotional:** socializing, turn-taking, consideration of others.



Climbing grips

Physical: dexterity and cross-body coordination, sense of space, all important in navigating the body in space. Pushing, pulling and using fingers, arms, legs and core, strengthen the muscles.

BLOQX 2

BLX4102



High pressure moulded PP climbing panels with excellent impact strength and usable within a large temperature span. The panel are made from 75% post-consumer recycled materials in bright colors. Teal color is made from 75% ocean waste. The outside surface has an integrated pattern and surface texture that is dirt repellent.



Die-cast corner brackets of high quality lead free aluminium. The corner brackets have nicely rounded edges and countersunk stainless steel screws. For sunny environments the corner bracket can be supplied with optional powder coating which reduced the heat absorption of the brackets.



Climbing Grips are KOMPAN customized design, based on professionally designed climbing grips for optimal play value. The base material is polyester. There are two colours of climbing grips (green & black) and three on each panel. They are rotation secured by a steel pin.


Item no. BLX410201-3717	
Installation Information	
Max. fall height	171 cm
Safety surfacing area	23.8 m²
Total installation time	14.1
Excavation volume	0.83 m³
Concrete volume	0.27 m³
Footing depth (standard)	90 cm
Shipment weight	361 kg
Anchoring options	In-ground ✓ Surface ✓
Warranty Information	
Climbing grips	10 years
Climbing panels (PP)	10 years
Corner brackets	10 years
Hot dip galvanised steel	Lifetime
Spare parts guaranteed	10 years



The steel surfaces are hot dip galvanised inside and outside with lead free zinc. The galvanisation has excellent corrosion resistance in outside environments and requires low maintenance.



The cubes are supported by a unique designed footing system that secures the correct positioning of the cubes.




Greenline Bloqx products are built of molded PP panels which consist of 75% recycled post consumer ocean waste and 25% virgin material. The panels are designed with a unique pattern that provides a non-skid surface texture. GreenLine ensures the lowest possible CO2e emission factor.



Sustainability Data

BLX4102



Cradle to Gate A1-A3	Total CO ₂ emission	CO ₂ e/kg	Recycled materials
	kg CO ₂ e	kg CO ₂ e/kg	%
BLX410201-3717	444.80	1.86	62.60

The overall framework applied for these factors is the Environmental Product Declaration (EPD), which quantifies "environmental information on the life cycle of a product and enable comparisons between products fulfilling the same function" (ISO, 2006). This follows the structure and applies a Life-Cycle Assessment approach to the entire Product stage from raw material through manufacturing (A1-A3))

Kompan A/S

C.F. Tietgens Boulevard 32C
DK-5220 Odense SØ
Denmark



Verification of CO₂ calculation of: Challengers & Climbers



Data version no. 20213-10-05

The CO₂ calculation and data are in compliance with the principles of a carbon footprint impact according to the GHG protocol (Greenhouse Gas Protocol), Scope 3, cradle to gate related to all individual components in the product category: "Challenger & Climbers" represented by item no.: GXY941032-3717.

(Scope 3 emissions include emission sources in the upstream and downstream value chain).

Date: 30. October 2023 | Valid until: 30. October 2025

Verified by:

Julie Marie Vejsgaard Larsen, LCA & EPD Consultant

Verification based on report: Validation of CO₂ calculation of 9 categories of Kompan product line, version 1.0, prepared by: Bureau Veritas HSE, Denmark: Julie M. V. Larsen.

Publication date: 30. October 2023

By Bureau Veritas HSE
www.bureauveritas.dk
+45 7731 1000

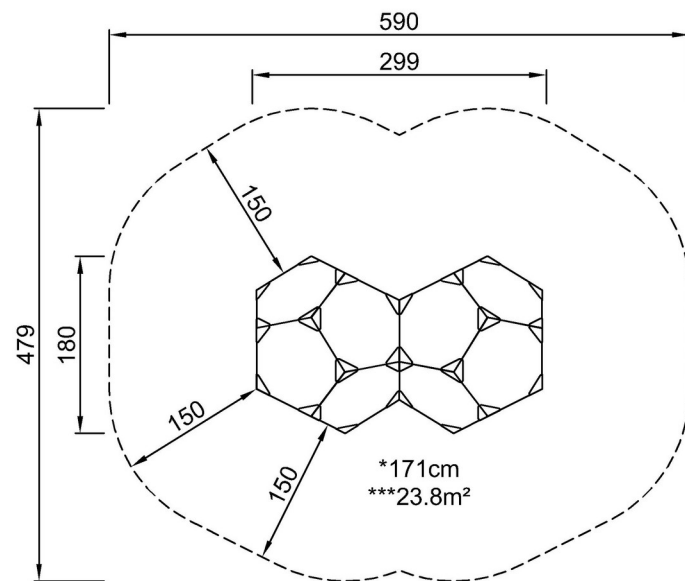


BLOQX 2

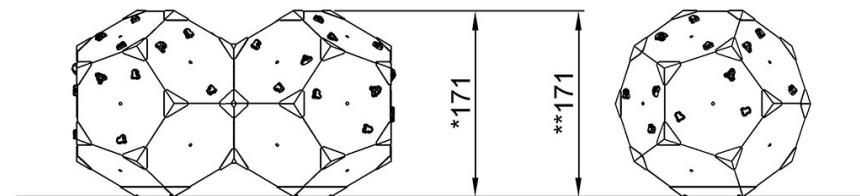
BLX4102

* Max fall height | ** Total height | *** Safety surfacing area

* Max fall height | ** Total height



BLX410202
*171cm
**171cm
***23.8m²



BLX410201

[Click to see TOP VIEW](#)

[Click to see SIDE VIEW](#)