


Sand & Water Work Station


MSC5419



WOW! The Sand & Water Work Station is the strongest, dense invitation to play creatively with friends. Sand and water play is serious play for young children, who benefit greatly from opportunities to experiment with the properties of natural materials feeling, forming and building with it. This is supported by a sand basin, a sand funnel and a sand shovel. The

holes in the flowers on top are shaped so that a hose can fit, for adding water. The two heights of the table support children ergonomically across ages. The work station has ample room for young children to play side by side or together. This supports children's social-emotional skills as they grow to form friendships and social relations. The Sand &

Water Work Station is not only attractive, it is a way to motivate children to play their way to life skills, insights and friendships.

Item no. MSC541900-3417P	
General Product Information	
Dimensions LxWxH	7'8"x4'5"x4'2"
Age group	2 - 5
Play capacity (users)	5
Color options	



Sand & Water Work Station

MSC5419



Sand shovel

Physical: develops dexterity and upper body muscles. **Cognitive:** understanding of object permanence, emptying and filling scoop.



Funnel

Social-Emotional: trains cooperation and turn-taking as children put materials into the funnel. **Cognitive:** the passing of materials through funnels supports the children's logical thinking and for younger children the understanding of object permanence: that materials don't vanish but run through at the other end.



Desk with sieve

Social-Emotional: children can gather and store materials, cooperate and take a break together. **Creative:** sand can be shifted through the sieve, for understanding of cause and effect and object permanence.

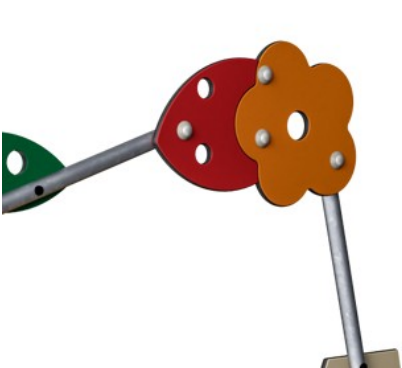


Water basin

Social-Emotional: meeting point for cooperation and sharing. **Cognitive:** the basin can be lifted and emptied, adding to play as well as to logical thinking skills.

Sand & Water Work Station

MSC5419



Panels of 19mm EcoCore™. EcoCore™ is a highly durable, eco friendly material, which is not only recyclable after use, but also consists of a core produced from 100% recycled material.



Yellow basin is made from UV-stabilized PC with a thickness of 3 mm. The basin can be lifted up for emptying. The basin is fixed to the structure by a steel chain to prevent removal.



The steel surfaces are hot-dip galvanized inside and outside with lead-free zinc. The galvanization has excellent corrosion resistance in outside environments and requires minimal maintenance.



Play activities like the Funnel are made of injection molded high quality nylon (PA6). PA6 has good wearing and impact strength and is UV stabilized.



Sand shovel is made of PP. PP has good wearing and impact resistance.


Item no. MSC541900-3417P	
Installation Information	
Max. fall height	0'0"
Safety surfacing area	0ft²
Total installation time	5.5
Excavation volume	0.3yd³
Concrete volume	0yd³
Footing depth (standard)	2'0"
Shipment weight	142lbs
Anchoring options	In-ground ✓ Surface ✓
Warranty Information	
EcoCore HDPE	Lifetime
Hot dip galvanized steel	Lifetime
Movable parts	2 Years
Spare Parts Availability	10 Years

Elevated activities 0	Accessible elevated activities	Accessible ground level activities	Accessible ground level play types
Present	0	1	1
Required	0	1	1



Sustainability Data

MSC5419



Cradle to Gate A1-A3	Total CO ₂ emission	CO ₂ e/kg	Recycled materials
	kg CO ₂ e	kg CO ₂ e/kg	%
MSC541900-3417P	129.50	1.99	68.90

The overall framework applied for these factors is the Environmental Product Declaration (EPD), which quantifies "environmental information on the life cycle of a product and enable comparisons between products fulfilling the same function" (ISO, 2006). This follows the structure and applies a Life-Cycle Assessment approach to the entire Product stage from raw material through manufacturing (A1-A3))

Kompan A/S
C.F. Tietgens Boulevard 32C
DK-5220 Odense SØ
Denmark



Verification of CO₂ calculation of: Themed play systems



Data version no. 2023-10-05

The CO₂ calculation and data are in compliance with the principles of a carbon footprint impact according to the GHG protocol (Greenhouse Gas Protocol), Scope 3, cradle to gate related to all individual components in the product category: "Themed play systems" represented by item no.: MSC641100-3717P.

(Scope 3 emissions include emission sources in the upstream and downstream value chain).

Date: 30. October 2023 | Valid until: 30. October 2025
Verified by:

Julie Marie Vejsgaard Larsen, LCA & EPD Consultant

Verification based on report: Validation of CO₂ calculation of 9 categories of Kompan product line, version 1.0, prepared by: Bureau Veritas HSE, Denmark: Julie M. V. Larsen.

Publication date: 30. October 2023

By Bureau Veritas HSE
www.bureauveritas.dk
+45 7731 1000

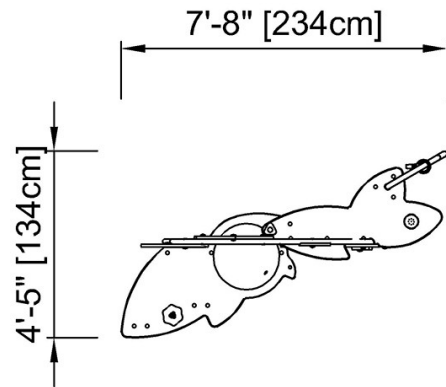


Sand & Water Work Station

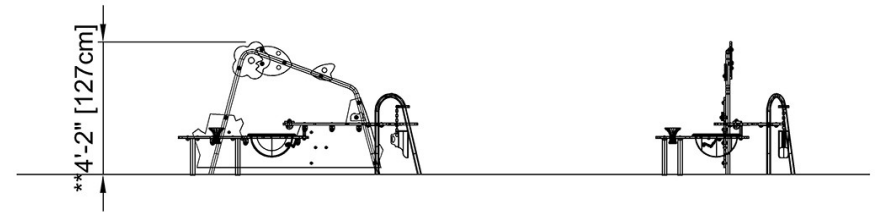
MSC5419

* Max fall height | ** Total height | *** Safety surfacing area

* Max fall height | ** Total height



MSC541900P
**4'-2" / 127cm



MSC54190P

[Click to see TOP VIEW](#)

[Click to see SIDE VIEW](#)