

Tree Castle

NAT506



The Tree Castle with its spacious look-out tower, red slide and challenging wackly bridge attracts children immediately: they want to balance the bridge to the platform, have a view through the binoculars before whizzing down the slide. And then they want to repeat that loop, again and again. The versatile motor skill and muscle training for toddlers cover

movement needs: they train their balance, spatial awareness and cross-coordination when crawling up the stairs onto the wobbly bridge and then onto the platform. These motor skills stimulate the body awareness and build confidence. When sliding from the Tree Castle, toddlers train their trunk stability and sense of balance. This is fundamental for being able to


sit still and concentrate. The platform window and binoculars invite socializing, so toddlers can make friends in play.



Item no. NAT506-0612

General Product Information

Dimensions LxWxH	161x371x218 cm
Age group	1+
Play capacity (users)	9
Colour options	




Tree Castle

NAT506



Binoculars

Cognitive: the binoculars set a tangible theme and thus spur dramatic play. Dramatic play is a great trainer of language and communication skills. **Creative:** the binoculars can be turned in all directions. Looking through them gives a new perspective on the world.



Slide

Physical: sliding develops spatial awareness and a sense of balance. Furthermore, the core muscles are trained when sitting upright going down. **Social-Emotional:** empathy stimulated by turn-taking. **Cognitive:** young children develop their understanding of space, speed and distances when sliding down quickly.



Stairs

Physical: cross coordination is used, supporting the cooperation of the left and right halves of the brain, which is necessary for reading. For young children, spatial awareness is trained when walking stairs.



Trekking bridge

Physical: the wobbly bridge trains balance and coordination as well as spatial awareness: when children cross the bridge by running or jumping. **Social-Emotional:** turn-taking and consideration when passing each other. Cooperation and socializing with others in and around the bridge.



Inclined platform

Physical: trains the sense of balance and space. **Social-Emotional:** courage, self-confidence, consideration and turn-taking, all important life skills, get practiced.

Tree Castle


NAT506



Posts and boards are made of pine wood from sustainable European sources. The wood is pressure impregnated Class 3 with Tanalith E3475 according to EN335 (Equivalent to NTR Class AB). On request it can be supplied as FSC® Certified (FSC® C004450).




Panels of 19mm EcoCore™. EcoCore™ is a highly durable, eco friendly material, which is not only recyclable after use, but also consists of material produced from +95% recycled post consumer material from food packing waste.



The slide is made of combined EcoCore™ sides and stainless steel slide bed t=2mm.



Binoculars are made of PUR. All components retain their properties in the temperature range of -30°C to 60°C. Material is UV stabilised.



The support chains of the hang bridge are made of high-quality stainless-steel to ensure durability of the product.



The steel surfaces are hot dip galvanized inside and outside with lead free zinc. The galvanization has excellent corrosion resistance in outside environments and requires low maintenance.

Item no. NAT506-0612

Installation Information

Max. fall height	100 cm
Safety surfacing area	22.2 m²
Total installation time	11.6
Excavation volume	0.76 m³
Concrete volume	0.00 m³
Footing depth (standard)	61 cm
Shipment weight	256 kg
Anchoring options	In-ground ✓ Surface ✓

Warranty Information

EcoCore HDPE	Lifetime
Pinewood	10 years
PUR components	10 years
Spare parts guaranteed	10 years
Stainless steel slide	10 years



Sustainability Data

NAT506



Cradle to Gate A1-A3	Total CO ₂ emission	CO ₂ e/kg	Recycled materials
	kg CO ₂ e	kg CO ₂ e/kg	%
NAT506-0612	234.70	1.14	35.80

The overall framework applied for these factors is the Environmental Product Declaration (EPD), which quantifies "environmental information on the life cycle of a product and enable comparisons between products fulfilling the same function" (ISO, 2006). This follows the structure and applies a Life-Cycle Assessment approach to the entire Product stage from raw material through manufacturing (A1-A3))

Kompan A/S
C.F. Tietgens Boulevard 32C
DK-5220 Odense SØ
Denmark



Verification of CO₂ calculation of: Nature play



Data version no. 2023-10-05

The CO₂ calculation and data are in compliance with the principles of a carbon footprint impact according to the GHG protocol (Greenhouse Gas Protocol), Scope 3, cradle to gate related to all individual components in the product category: "Nature play" represented by item no.: NR0409-0621.

(Scope 3 emissions include emission sources in the upstream and downstream value chain).

Date: 30. October 2023 | Valid until: 30. October 2025
Verified by:

Julie Marie Vejsgaard Larsen, LCA & EPD Consultant

Verification based on report: Validation of CO₂ calculation of 9 categories of Kompan product line, version 1.0, prepared by: Bureau Veritas HSE, Denmark: Julie M. V. Larsen.

Publication date: 30. October 2023

By Bureau Veritas HSE
www.bureauveritas.dk
+45 7731 1000

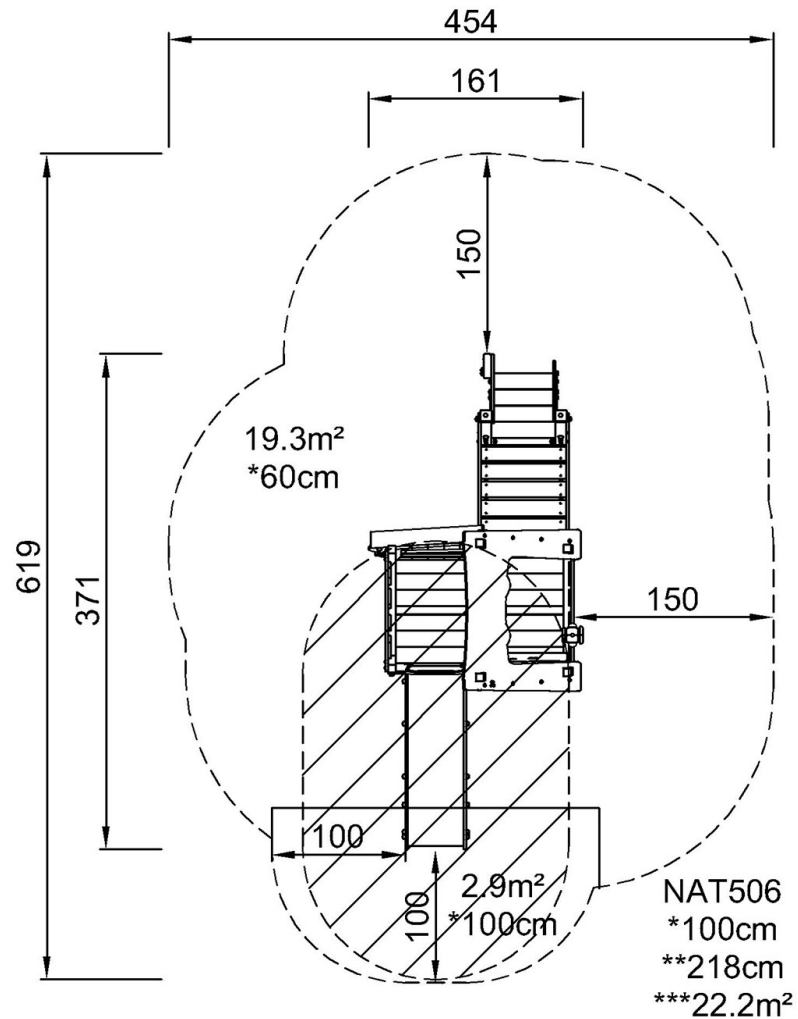


Tree Castle

NAT506

* Max fall height | ** Total height | *** Safety surfacing area

* Max fall height | ** Total height



NAT506

[Click to see TOP VIEW](#)

[Click to see SIDE VIEW](#)