

# Giant M, Sensory


PCT111521




WOW! The Giant M, Sensory with its amazing play panels with creative and visual play offerings attract children from afar. The hugely thrilling bannister bars and fireman's pole and the richly varied play activities on platform as well as on ground level make them come back again and again. The towers have see-through panels, so that children can sense the thrilling heights, and the varied climbs up are over

rapelling ropes, high steps and open nets. Apart from being fun, the climbs train the cross-coordination and muscles intensely. On the upper platforms, the amazing drawing wall adds an opportunity to play with the sensory effects of the tactile and responsive two-colored rollers that children can make visual patterns and codes with. The bannister bars train the children's sense of balance and

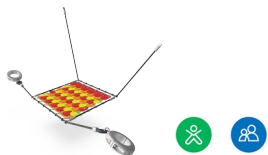
space. On ground level, a wealth of sensory play activities invite for playing together: Gently swaying membrane seats with different tactile functions, and hangout pods, offer points for socializing and relaxing. The moirée panels offer cognitive and aesthetic stimulation with their intriguing patterns.

|                             |   |
|-----------------------------|---|
| Item no. PCT111521-0901     |   |
| General Product Information |   |
| Dimensions LxWxH            | 479x671x561 cm  |
| Age group                   | 6+  |
| Play capacity (users)       | 22  |
| Colour options              |  |




# Giant M, Sensory

PCT111521



## Dragon scale

**Physical:** the rubber scales add a fun feel to the seat and stimulates the sense of touch.  
**Social-Emotional:** great point for a break or meeting with friends.



## Dichroic panels

**Physical:** hanging and leaning on the rope-suspended panels train muscles, balance and cross-coordination. **Social-Emotional:** twisting the panels to create colorful shadows encourage turn-taking and cooperation skills.  
**Cognitive:** wondering about, understanding and explaining the reasons for the color occurrence support logical thinking skills.




## Hangout pod

**Physical:** sitting and lying enjoying the swaying movements stimulate the sense of balance. **Social-Emotional:** meeting, taking a break is invited. Turn-taking supports the skills necessary to learn how to avoid conflicts.



## Turf membrane

**Physical:** the artificial grass adds a fun feel to the seat and stimulates the sense of touch.  
**Social-Emotional:** great point for a break or meeting with friends.



## Banister bars

**Physical:** coordination is supported when going down, as well as arm and core muscles. Landing strengthens bone density, which is built for life in childhood. **Social-Emotional:** turn-taking and risk-taking.



## Drawing wall

**Physical:** stimulate fine motor skills and add sensory stimulation when leaning on them. This soothes or invigorates depending on intensity. **Social-Emotional:** the cooperation and turn-taking in making patterns from both sides supports social-emotional skills such as cooperation. **Creative:** the two-colored rollers can be used from both sides, inspiring signal-making and creativity.



## Pipe rapella

**Physical:** supports cross coordination, proprioception and sense of space. Leg and core muscles are used intensely. Upper body muscles are developed when children pull themselves upwards in the rope. **Social-Emotional:** turn-taking and self-regulation, both important life skills.

# Giant M, Sensory

PCT111521



Hangout pod designed with a welded frame of two steel rings which are hot dip galvanized and powder coated. The membrane consist of friction-proof rubberized material of conveyor belt quality with excellent UV resistance.



Turnable optic panels of two 7mm thick polycarbonate plates with a distance of 40mm. The inside graphic print consist of an inner image layer and outer transparent protection layer. Both PC panel and the water-based lacquer are UV stabilized to prevent fading of the print.



The two colored turnable rollers are made of high quality UV stabilized and reinforced nylon (PA). The rollers are assembled on vertical steel pipes in a welded frame. All steel parts are hot dip galvanized.

|                          |                          |
|--------------------------|--------------------------|
| Item no. PCT111521-0901  |                          |
| Installation Information |                          |
| Max. fall height         | 299 cm                   |
| Safety surfacing area    | 53.8 m²                  |
| Total installation time  | 41.9                     |
| Excavation volume        | 8.13 m³                  |
| Concrete volume          | 2.92 m³                  |
| Footing depth (standard) | 90 cm                    |
| Shipment weight          | 1,554 kg                 |
| Anchoring options        | In-ground ✓<br>Surface ✓ |
| Warranty Information     |                          |
| EcoCore HDPE             | Lifetime                 |
| Painted toplayer         | 10 years                 |
| PE slide                 | 10 years                 |
| PP Decks                 | 10 years                 |
| Spare parts guaranteed   | 10 years                 |



Panels of 19mm EcoCore™. EcoCore™ is a highly durable, eco friendly material, which is not only recyclable after use, but also consists of material produced from +95% recycled post consumer material from food packing waste.



All decks are supported by unique designed low-carbon aluminum profiles with multiple attachment options. The grey colored molded decks are made of 75% post-consumer waste PP material with a non-skid pattern and texture surface.



Please note: Dichroic film is a reflective material. As the sun moves around a product, there will be reflections to the environment around, which can be quite bright when the sun is at a certain angle. But as the sun moves, so will the reflections.



# Sustainability Data

PCT111521



| Cradle to Gate A1-A3 | Total CO <sub>2</sub> emission | CO <sub>2</sub> e/kg    | Recycled materials |
|----------------------|--------------------------------|-------------------------|--------------------|
|                      | kg CO <sub>2</sub> e           | kg CO <sub>2</sub> e/kg | %                  |
| PCT111521-0901       | 3,734.20                       | 3.23                    | 48.40              |

The overall framework applied for these factors is the Environmental Product Declaration (EPD), which quantifies "environmental information on the life cycle of a product and enable comparisons between products fulfilling the same function" (ISO, 2006). This follows the structure and applies a Life-Cycle Assessment approach to the entire Product stage from raw material through manufacturing (A1-A3))

## Verification of CO<sub>2</sub> calculation of: Play systems



Data version no. 2023-10-05

The CO<sub>2</sub> calculation and data are in compliance with the principles of a carbon footprint impact according to the GHG protocol (Greenhouse Gas Protocol), Scope 3, cradle to gate related to all individual components in the product category: "Play systems" represented by item no.: PCM200321-0950.

(Scope 3 emissions include emission sources in the upstream and downstream value chain).

Date: 30. October 2023 | Valid until: 30. October 2025

Verified by:

Julie Marie Vejsgaard Larsen, LCA & EPD Consultant

Verification based on report: Validation of CO<sub>2</sub> calculation of 9 categories of Kompan product line, version 1.0, prepared by: Bureau Veritas HSE, Denmark: Julie M. V. Larsen.

Publication date: 30. October 2023

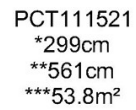


By Bureau Veritas HSE  
www.bureauveritas.dk  
+45 7731 1000



## PCT111521

\* Max fall height | \*\* Total height | \*\*\* Safety surfacing area



5 / 05/02/2024

\* Max fall height | \*\* Total height



*Data is subject to change without prior notice.*