


# Triple Mega Deck with Towers

PCM301331

Item no. PCM301331-0951

General Product Information

Dimensions LxWxH	23'7"x23'9"x11'6"
Age group	2 - 5
Play capacity (users)	47
Color options	



This fun, sturdy Triple Mega Deck will attract toddlers over and over. It invites exploration of the various auditive and tactile play panels, stimulating logical thinking and creativity in the child. The drums create variation in sound and can be played alone or together, inviting for social interaction. The tunnel support climbing, crawling, and cross-coordination. This

stimulates cross-modal perception, important for reading. The bubble window in the tunnel bridge distorts voices when spoken into, evoking a sense of wonder and training logical thinking. From the roomy platforms, a curly climber invites for a thrilling rotating ride back to ground level. There is a double slide also, which allows for carers to join in. The house

platforms offer appealing tactile details to explore, training logical thinking. So this is fun play and training of life skills.

# Triple Mega Deck with Towers

PCM301331



## Accessible stairway

**Physical:** climbing the accessible stairway is for all and supports cross coordination as well as arm and leg muscles. For young children, walking stairs and alternating feet is developed. **Social-Emotional:** room for active breaks and adult helpers. An inclusive space.



## Play sphere

**Social-Emotional:** can be played from both sides, encouraging cooperation. **Cognitive:** cause and effect understanding. **Creative:** leave a mark and place the spheres at different positions.



## Drums

**Social-Emotional:** cooperation and co-creation, parallel and group play. **Cognitive:** cause and effect understanding when creating sounds, supporting a sense of rhythm that is essential for pre-reading skills. **Creative:** creating and leaving a mark with sound.



## Bubble Window

**Social-Emotional:** invites interaction between outside and inside. **Cognitive:** distorts the sound of the voice, developing logical thinking.



## Curly climber

**Physical:** coordination and proprioception are supported when placing arms and legs correctly for going down. Sense of balance when rotating. Arm muscles for holding tight. **Social-Emotional:** empathy stimulated by turn-taking. **Cognitive:** logical thinking when placing arms and legs right for rotating downward.



## Rock climber

**Physical:** supports cross coordination and leg, arm and hand strength. **Social-Emotional:** the incline makes climbing feel safer, especially for younger children.



## Double slide

**Physical:** sliding develops spatial awareness and a sense of balance. Furthermore, the core muscles are trained when sitting upright going down. **Social-Emotional:** invites socializing, supports parent-child, peer-to-peer play and allows for caregiver assistance. **Cognitive:** young children train their understanding of space, speed and distances when sliding down quickly.

# Triple Mega Deck with Towers

PCM301331



Panels of 19mm EcoCore™. EcoCore™ is a highly durable, eco friendly material, which is not only recyclable after use, but also consists of a core produced from 100% recycled material.



Main posts with hot-dip galvanized steel footing are available in different materials: Pressure impregnated pinewood posts. Pre-galvanized inside and outside with powder-coated top finish steel posts. Lead-free aluminum with color anodized top finish. Greenline TexMade posts of 100% post-consumer recycled PE and textile waste.



All decks are supported by uniquely designed low-carbon aluminum profiles with multiple attachment options. The grey-colored molded decks are made of 75% post-consumer ocean waste PP material with a non-skid pattern and texture surface.



The slides can be chosen in six different colors and three materials: Straight or curved one-piece molded PE slides. Combined EcoCore™ sides and stainless steel. Full stainless steel in a one-piece design for more vandalism-proof solutions.



KOMPAN GreenLine versions are constructed with the most environmentally friendly materials with the lowest possible CO2e emission factor. TexMade posts, EcoCore™ panels of 100% post-consumer recycled ocean waste, and molded PP decks.

Item no. PCM301331-0951	
Installation Information	
Max. fall height	6'8"
Safety surfacing area	885ft²
Total installation time	49.7
Excavation volume	1.26yd³
Concrete volume	0.25yd³
Footing depth (standard)	2'11"
Shipment weight	3879lbs
Anchoring options	In-ground ✓ Surface ✓
Warranty Information	
EcoCore HDPE	Lifetime
Movable parts	2 Years
Post	10 Years
PP Decks	10 Years
Spare Parts Availability	10 Years

Elevated activities 12	Accessible elevated activities	Accessible ground level activities	Accessible ground level play types
Present	12	4	3
Required	6	4	3

**ASTM  
F1487**  
compliant

# Sustainability Data

PCM301331



Cradle to Gate A1-A3	Total CO <sub>2</sub> emission	CO <sub>2</sub> e/kg	Recycled materials
	kg CO <sub>2</sub> e	kg CO <sub>2</sub> e/kg	%
PCM301331-0951	2,207.80	1.65	70.30
PCM301331-0901	2,630.20	2.15	61.00

The overall framework applied for these factors is the Environmental Product Declaration (EPD), which quantifies "environmental information on the life cycle of a product and enable comparisons between products fulfilling the same function" (ISO, 2006). This follows the structure and applies a Life-Cycle Assessment approach to the entire Product stage from raw material through manufacturing (A1-A3))

Kompan A/S  
C.F. Tietgens Boulevard 32C  
DK-5220 Odense SØ  
Denmark



## Verification of CO<sub>2</sub> calculation of: Play systems



Data version no. 2023-10-05

The CO<sub>2</sub> calculation and data are in compliance with the principles of a carbon footprint impact according to the GHG protocol (Greenhouse Gas Protocol), Scope 3, cradle to gate related to all individual components in the product category: "Play systems" represented by item no.: PCM200321-0950.

(Scope 3 emissions include emission sources in the upstream and downstream value chain).

Date: 30. October 2023 | Valid until: 30. October 2025  
Verified by:

Julie Marie Vejsgaard Larsen, LCA & EPD Consultant

Verification based on report: Validation of CO<sub>2</sub> calculation of 9 categories of Kompan product line, version 1.0, prepared by: Bureau Veritas HSE, Denmark: Julie M. V. Larsen.

Publication date: 30. October 2023

By Bureau Veritas HSE  
www.bureauveritas.dk  
+45 7731 1000



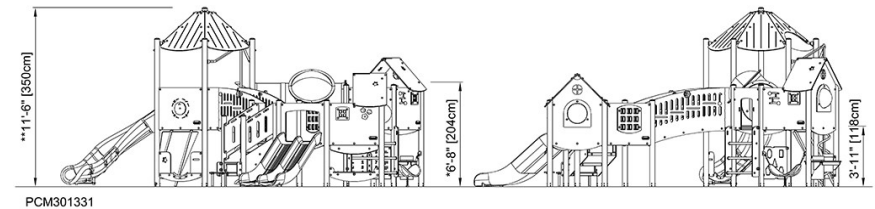
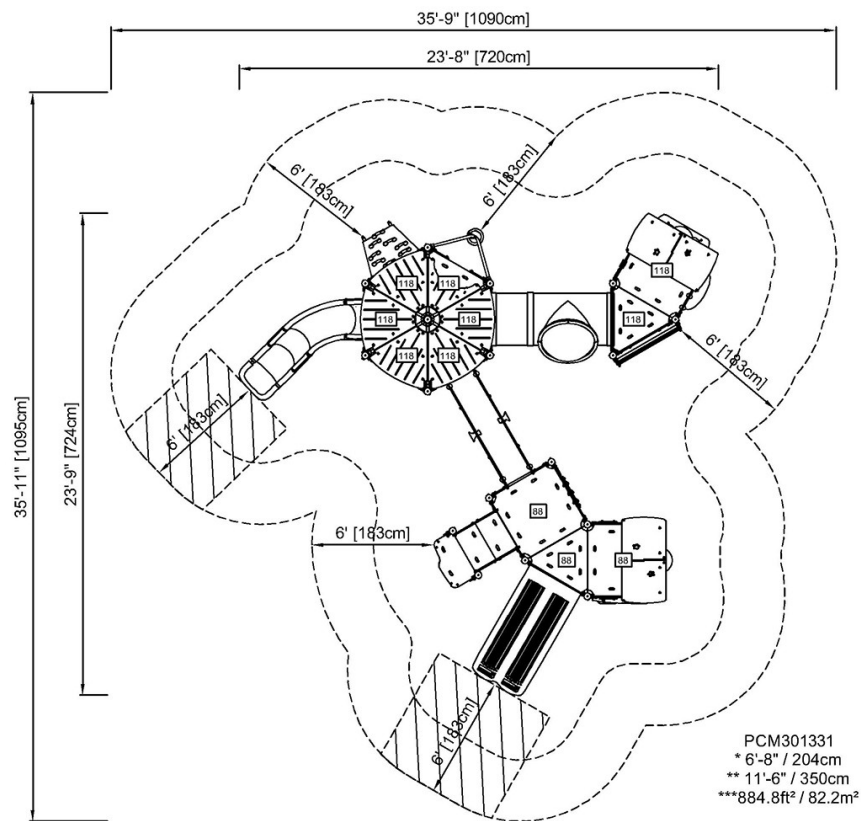


# Triple Mega Deck with Towers

PCM301331

\* Max fall height | \*\* Total height | \*\*\* Safety surfacing area

\* Max fall height | \*\* Total height



[Click to see TOP VIEW](#)

[Click to see SIDE VIEW](#)