

Regulus

GXY939




REGULUS' appealing color spots and great, swaying, bouncy destinations attract and cater for playful children of all abilities. The slanting nets make various body positions possible, thus catering for users of all abilities and a wide age span. All activities in the Regulus bounce or sway. This is a fundamental motivation factor for play. The interconnectedness of the nets

means that the children feel the movement of the other children climbing. The intense physical feedback, the meeting points and the transparency of the nets support fun and social play for a long time. When children climb, bounce and sway in the Regulus, they train their balance, proprioception and spatial awareness intensely. This supports skills

needed for sitting still and concentrating.

Item no. GXY939012-3717	
General Product Information	
Dimensions LxWxH	15'9"x18'3"x8'8"
Age group	5 - 12
Play capacity (users)	14
Color options	



Regulus

GXY939



Net

Physical: cross coordination when climbing or crawling in the net. This supports the cooperation of left and right sides of the brain, important for other skills such as reading.

Social-Emotional: taking a break together in the net and waiting for others to cross supports social abilities such as cooperation and communication.



Open triangle plate

Physical: arm, leg and core muscles are developed by climbing up and through. Proprioception and spatial awareness are supported, both motor skills that help navigating the body in space. **Social-Emotional:** swaying seat for a break, inviting socializing and turn-taking.



Play shell

Physical: the swaying movement stimulates the sense of balance, necessary to sit still on a chair. **Social-Emotional:** meeting, taking a break and turn-taking are supported, skills necessary to learn how to avoid conflicts.



Ufo

Physical: sense of balance when sitting, swaying. Arm and leg muscles develop when holding tight, climbing up.

Regulus

GXY939



The steel surfaces of GALAXY are hot dip galvanized inside and outside with lead free zinc. The galvanization has excellent corrosion resistance in outside environments and requires low maintenance.



Larger activities are made of 100% recyclable PE. The play shell displayed is molded in one piece with a minimum 5mm wall thickness. PE has high impact resistance across a wide temperature span which ensures vandal resistance in all locations.



GALAXY climbing triangle with outer soft layer of PUR and corner brackets of moulded nylon (PA6). The core consist of a powder coated welded steel frame with integrated corner suspension points. Larger triangles are closed with an 18mm thick Ekogrip® panel that has a top-layer of rubber with a non-skid effect.



The unique designed GALAXY connection ball is made with an inner circular core of aluminium surrounded by a shell of hard PP with a outer layer of soft TPV rubber. Flexible lead free aluminium connectors allow for installation in variable angles.



Galaxy products are available in different color combinations with either hot dip galvanized steel surface treatment or optional with powder top finish of selected steel components. Colors of the activities are adjusted to support the individual color combination.

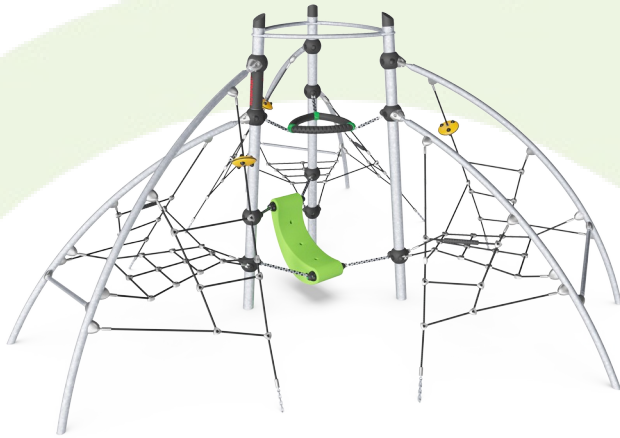
Item no. GXY939012-3717	
Installation Information	
Max. fall height	8'2"
Safety surfacing area	626ft²
Total installation time	16.6
Excavation volume	5.85yd³
Concrete volume	2.12yd³
Footing depth (standard)	2'11"
Shipment weight	1081lbs
Anchoring options	In-ground ✓ Surface ✓
Warranty Information	
Galaxy connection ball	5 Years
Hot dip galvanized steel	Lifetime
PUR components	10 Years
Ropes & nets	10 Years
Spare Parts Availability	10 Years

Elevated activities 0	Accessible elevated activities	Accessible ground level activities	Accessible ground level play types
Present	0	4	1
Required	0	1	1

**ASTM
F1487**
compliant

Sustainability Data

GXY939



Cradle to Gate A1-A3	Total CO ₂ emission	CO ₂ e/kg	Recycled materials
	kg CO ₂ e	kg CO ₂ e/kg	%
GXY939012-3717	1,511.30	3.64	36.80

The overall framework applied for these factors is the Environmental Product Declaration (EPD), which quantifies "environmental information on the life cycle of a product and enable comparisons between products fulfilling the same function" (ISO, 2006). This follows the structure and applies a Life-Cycle Assessment approach to the entire Product stage from raw material through manufacturing (A1-A3))

KOMPAN
Let's play

Kompan A/S

C.F. Tietgens Boulevard 32C
DK-5220 Odense SØ
Denmark



Verification of CO₂ calculation of: Challengers & Climbers



Data version no. 2023-10-05

The CO₂ calculation and data are in compliance with the principles of a carbon footprint impact according to the GHG protocol (Greenhouse Gas Protocol), Scope 3, cradle to gate related to all individual components in the product category: "Challengers & Climbers" represented by item no.: BLX410301-3717.

(Scope 3 emissions include emission sources in the upstream and downstream value chain).

Date: 30. October 2023 | Valid until: 30. October 2025

Verified by:

Julie Marie Vejsgaard Larsen, LCA & EPD Consultant

Verification based on report: Validation of CO₂ calculation of 9 categories of Kompan product line, version 1.0, prepared by: Bureau Veritas HSE, Denmark: Julie M. V. Larsen.

Publication date: 30. October 2023

By Bureau Veritas HSE
www.bureauveritas.dk
+45 7731 1000

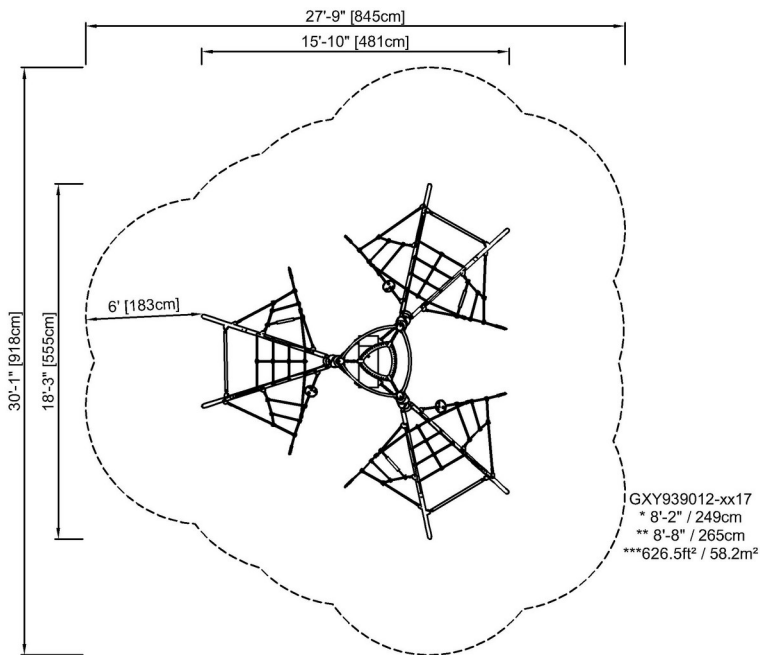


Regulus

GXY939

* Max fall height | ** Total height | *** Safety surfacing area

* Max fall height | ** Total height



GXY939012

[Click to see TOP VIEW](#)

[Click to see SIDE VIEW](#)