


Asterope II


GXY952



Item no. GXY952032-3717

General Product Information

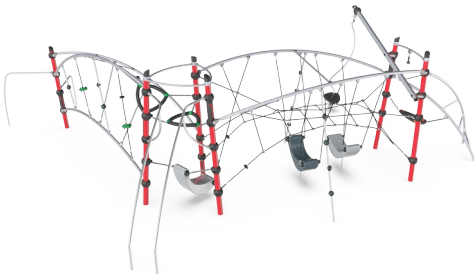
Dimensions LxWxH	907x783x293 cm
Age group	6+
Play capacity (users)	28
Colour options	



Play versatility and multi-functionality welcomes the older children and teenagers in Asterope! Hours and days of climbing, spinning, balancing, swaying - all in a transparent universe that allows for interaction with peers through, in and out the structure. The many, moving socialising or break points contributes to the repeated attraction of the

piece. The climbing, bouncing, spinning, gliding and rocking activities vastly train motor skills ABC: Agility, Balance and Coordination. Muscles are strengthened from climbing and holding onto spinners. Cardio is encouraged when running or pushing and pulling friends on the spinner. Bone density is trained when jumping off banister bars. Social-emotional

skills are developed by the many turn-taking and socializing activities. The logical thinking is stimulated on the spinning items. Play on!



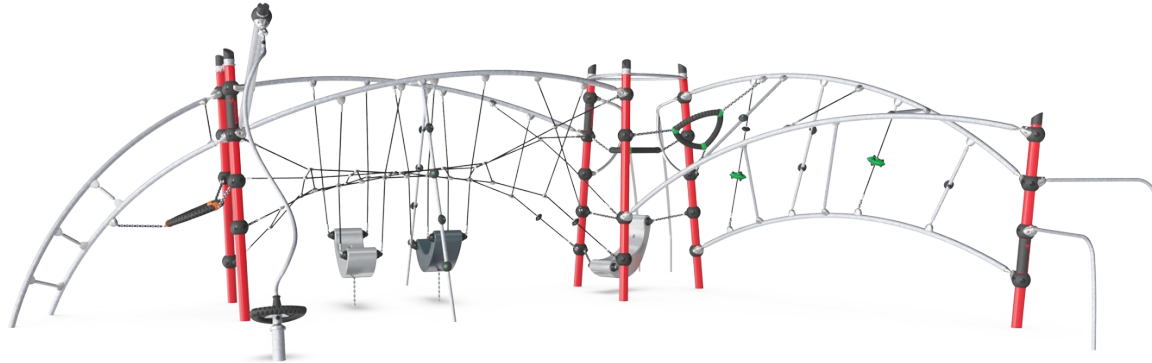
Asterope II

GXY952




Tricking bars

Physical: develop balance and core when hanging from knees. Arm, leg and core muscles are developed when climbing up, somersaulting around. Balance and spatial awareness are strengthened. **Social-Emotional:** meeting, socializing and turn-taking when climbing up and down via bar.



Bolide link

Physical: arm, leg and core muscles are developed when climbing up and through. Balance and spatial awareness, motor skills that help in judging the body in space. Muscle strength. **Social-Emotional:** cooperation and turn-taking when passing one another.



Satellite spinner

Physical: balance when standing, sitting and rotating, muscles develop when holding tight. **Social-Emotional:** turn-taking, socializing. **Cognitive:** logical thinking, figuring out how to make the spinner work with gravity, not against it.



Catena link

Physical: bouncy crawling and climbing supports cross coordination, balance and spatial awareness. **Social-Emotional:** spaciousness and interconnectedness of activities helps meeting in big groups. This is a teenage favorite and re-affirms them in their sense of belonging.



Twisted ladder

Physical: agility, balance and coordination. Muscle strength when swinging up for gripping handle. **Social-Emotional:** resting point, turn-taking and socializing.



Open triangle plate

Physical: arm, leg and core muscles are developed when climbing up/through. Proprioception and spatial awareness are also supported, both motor skills that help navigating the body in space. **Social-Emotional:** swaying, bouncy seat for a break, inviting socializing and turn-taking.



Play shell

Physical: the swaying movement stimulates the sense of balance, necessary to sit still on a chair. **Social-Emotional:** meeting, taking a break and turn-taking are supported, skills necessary to learn how to avoid conflicts.

Asterope II

GXY952



The steel surfaces of GALAXY are hot dip galvanised inside and outside with lead free zinc. The galvanisation has excellent corrosion resistance in outside environments and requires low maintenance.



Hollow plastic components are made of 100% recyclable PE made from 33% post-consumer materials. The play shell displayed is molded in one piece with minimum 5mm wall thickness to ensure high durability in all climates around the world.



GALAXY climbing triangle with outer soft layer of PUR and corner brackets of moulded nylon (PA6). The core consist of a powder coated welded steel frame with integrated corner suspension points. Larger triangles are closed with an 18mm thick Ekogrip® panel that has a top-layer of rubber with a non-skid effect.



Bearing systems in heavy duty design in a maintenance free construction. All steel bearings are fully closed and lifetime lubricated.



The unique designed GALAXY connection ball is made with an inner circular core of aluminium surrounded by a shell of hard PP with a outer layer of soft TPV rubber. Flexible lead free aluminium connectors allow for installation in variable angles.



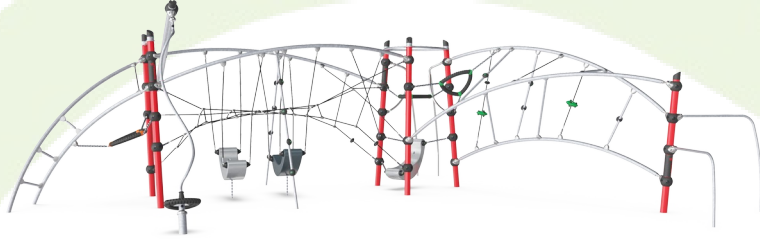
Galaxy products are available in different colour combinations with either hot dip galvanised steel surface treatment or optional with powder top finish of selected steel components. Colours of the activities are adjusted to support the individual colour combination.

Item no. GXY952032-3717	
Installation Information	
Max. fall height	252 cm
Safety surfacing area	85.9 m ²
Total installation time	29.0
Excavation volume	5.38 m ³
Concrete volume	2.14 m ³
Footing depth (standard)	90 cm
Shipment weight	1,092 kg
Anchoring options	In-ground ✓ Surface ✓
Warranty Information	
Galaxy connection ball	5 years
Hot dip galvanised steel	Lifetime
PUR components	10 years
Ropes & nets	10 years
Spare parts guaranteed	10 years



Sustainability Data

GXY952



Cradle to Gate A1-A3	Total CO ₂ emission	CO ₂ e/kg	Recycled materials
	kg CO ₂ e	kg CO ₂ e/kg	%
GXY952032-3717	2,961.20	3.54	37.80

The overall framework applied for these factors is the Environmental Product Declaration (EPD), which quantifies "environmental information on the life cycle of a product and enable comparisons between products fulfilling the same function" (ISO, 2006). This follows the structure and applies a Life-Cycle Assessment approach to the entire Product stage from raw material through manufacturing (A1-A3))


KOMPAN
Let's play

Kompan A/S

C.F. Tietgens Boulevard 32C
DK-5220 Odense SØ
Denmark



Verification of CO₂ calculation of: Challengers & Climbers



Data version no. 2023-10-05

The CO₂ calculation and data are in compliance with the principles of a carbon footprint impact according to the GHG protocol (Greenhouse Gas Protocol), Scope 3, cradle to gate related to all individual components in the product category: "Challengers & Climbers" represented by item no.: BLX410301-3717.

(Scope 3 emissions include emission sources in the upstream and downstream value chain).

Date: 30. October 2023 | Valid until: 30. October 2025

Verified by:

Julie Marie Vejsgaard Larsen, LCA & EPD Consultant

Verification based on report: Validation of CO₂ calculation of 9 categories of Kompan product line, version 1.0, prepared by: Bureau Veritas HSE, Denmark: Julie M. V. Larsen.

Publication date: 30. October 2023

By Bureau Veritas HSE
www.bureauveritas.dk
+45 7731 1000

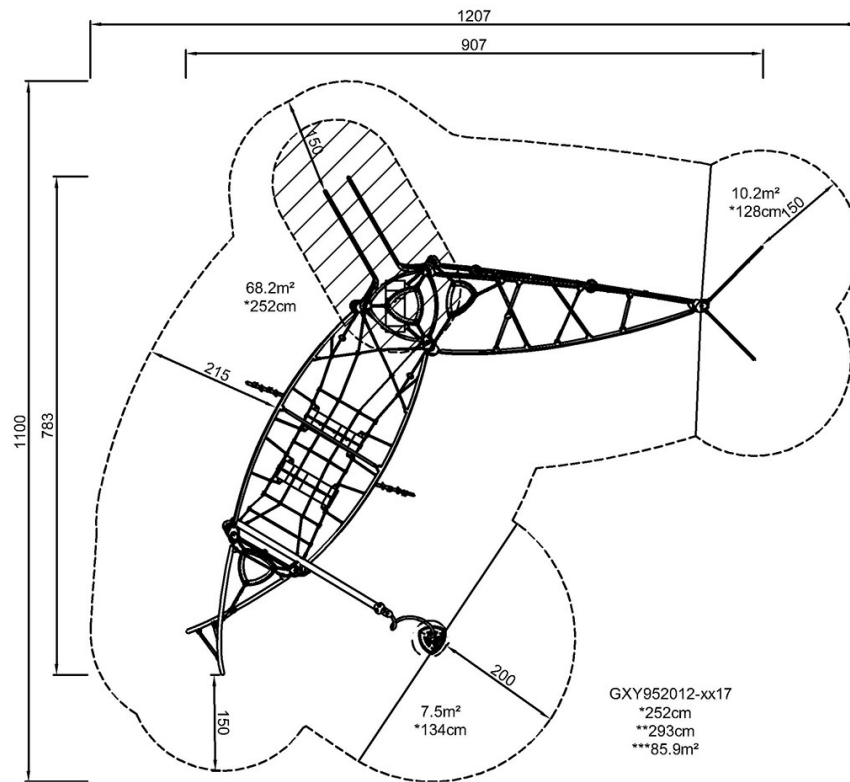


Asterope II

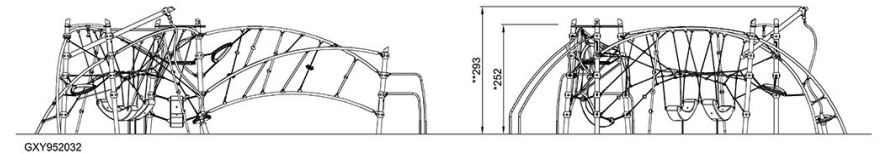
GXY952

* Max fall height | ** Total height | *** Safety surfacing area

* Max fall height | ** Total height



GXY952012-xx17
*252cm
**293cm
***85.9m²



GXY952032

[Click to see TOP VIEW](#)

[Click to see SIDE VIEW](#)