



Rumba Bench Curved 60°

PAR1005



Item no. PAR1005-0021	
General Product Information	
Dimensions LxWxH	168x97x43 cm
Age group	
Play capacity (users)	2
Colour options	 



RUMBA comes with the endless of possibilities to realize seating in customized design for all outdoor environments. RUMBA is the most flexible way of marrying seating solutions to the environment, in perfect harmony - geometry meets geography. Built around simple circles and curves, they can be adapted to provide custom-built twists and turns. The standard

available benches and tables can be dressed up with back supports, armrests, tables etc. and linked together into tailored solutions for the individual location.

Rumba Bench Curved 60°

PAR1005



Boards are made of ash wood from sustainable European sources. The ash wood is thermo treated according to CEN/TS 15679, durability class 2 according to EN350-2.



Boards are made of pine wood from sustainable European sources. The wood is pressure-impregnated according to EN335:2013, Class 3 (Equivalent to NTR Class AB). On request it can be supplied as FSC® Certified (FSC® C004450).



The steel surfaces are hot dip galvanized inside and outside with lead free zinc. The galvanization has excellent corrosion resistance in outdoor environments and require low maintenance.

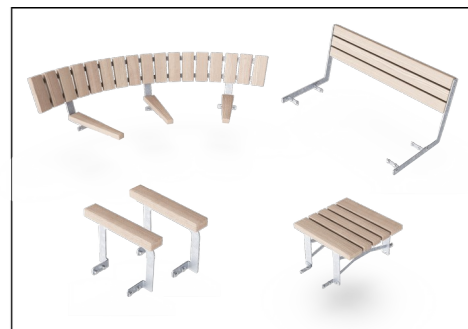
Item no. PAR1005-0021	
Installation Information	
Total installation time	0.9
Excavation volume	0.00 m³
Concrete volume	0.00 m³
Footing depth (standard)	0 cm
Shipment weight	46 kg
Anchoring options	<div>Surface ✓</div> <div>In-ground ✓</div>
Warranty Information	
Ashwood	10 years
Hot dip galvanised steel	Lifetime
Pinewood	10 years
Spare parts guaranteed	10 years
Stainless steel components	Lifetime



The furniture is a freestanding product with optional anchoring possibilities. Kompan has multiple anchoring's to fit specific requirements for individual customer projects. The anchoring is sold as separate modules.




KOMPAN outdoor furniture is available for surface and in-ground installation. Surface installation by anchoring to base layer, or in-ground installation as either direct in ground or additional hot dip galvanized steel brackets.



The standard available benches and tables can be dressed up with back support, armrests, tables etc. and linked together into tailored solutions for the individual location.

Sustainability Data

PAR1005



Cradle to Gate A1-A3	Total CO ₂ emission	CO ₂ e/kg	Recycled materials
	kg CO ₂ e	kg CO ₂ e/kg	%
PAR1005-0021	63.60	1.60	29.50

The overall framework applied for these factors is the Environmental Product Declaration (EPD), which quantifies "environmental information on the life cycle of a product and enable comparisons between products fulfilling the same function" (ISO, 2006). This follows the structure and applies a Life-Cycle Assessment approach to the entire Product stage from raw material through manufacturing (A1-A3))

Kompan A/S
C.F. Tietgens Boulevard 32C
DK-5220 Odense SØ
Denmark



Verification of CO₂ calculation of: Park



Data version no. 2023-10-05

The CO₂ calculation and data are in compliance with the principles of a carbon footprint impact according to the GHG protocol (Greenhouse Gas Protocol), Scope 3, cradle to gate related to all individual components in the product category: "Park" represented by item no.: PAR4070-0001.

(Scope 3 emissions include emission sources in the upstream and downstream value chain).

Date: 30. October 2023 | Valid until: 30. October 2025
Verified by:

Julie Marie Vejsgaard Larsen, LCA & EPD Consultant

Verification based on report: Validation of CO₂ calculation of 9 categories of Kompan product line, version 1.0, prepared by: Bureau Veritas HSE, Denmark: Julie M. V. Larsen.

Publication date: 30. October 2023

By Bureau Veritas HSE
www.bureauveritas.dk
+45 7731 1000

