

# Maker with Shade




PCE205621




Wow! The Maker is a fantastic structure loaded with play, sure to attract children who will want to stay for long playtimes, and return again and again. The play is not only thrilling and challenging but will support children's development in all areas. Sliding supports physical skills such as balance and spatial awareness. Sliding on the double slide makes

for fun, social play. Climbing the membrane climber supports strength and cross-coordination, important skills for physical as well as intellectual development. The varied climbing opportunities provide variety and challenge. Social play is widely supported, especially in the ground level sand play corner with talking tubes and sand funnel. Cognitive

and physical play go together in such features as the curly climber and the music panel. Lots of fun for lots of Wow!

|                             |   |
|-----------------------------|---|
| Item no. PCE205621-0903     |   |
| General Product Information |   |
| Dimensions LxWxH            | 23'2"x18'1"x13'1"   |
| Age group                   | 2 - 5   |
| Play capacity (users)       | 35  |
| Color options               |    |



# Maker with Shade

PCE205621



## Membrane climber

**Physical:** cross coordination and muscle strength when climbing up the bouncy, rubbery membrane climber, assisted by climbing cleats or just your hands. **Gliding down** supports spatial awareness. **Social-Emotional:** the two rows of cleats allow for parallel play and cooperation. **Cognitive:** the two rows of cleats invite rules play and competition.



## Xylophone music panel

**Social-Emotional:** invites social interaction and co-creation for more children, on both sides. **Cognitive:** understanding of cause and effect when striking tubes and creating sound. **Creative:** the creation of different intensity and tonality stimulates creative skills.



## Bubble Window

**Social-Emotional:** invites interaction between outside and inside. **Cognitive:** distorts the sound of the voice, developing logical thinking.



## Curly climber

**Physical:** coordination and proprioception are supported when placing arms and legs correctly for going down. Sense of balance when rotating. Arm muscles for holding tight. **Social-Emotional:** empathy stimulated by turn-taking. **Cognitive:** logical thinking when placing arms and legs right for rotating downward.



## Talk tube

**Social-Emotional:** encourages communication and social interaction. **Cognitive:** evokes curiosity and stimulates an understanding of cause and effect and object permanence: objects and people still exist when out of sight.



## Double slide

**Physical:** sliding develops spatial awareness and a sense of balance. Furthermore, the core muscles are trained when sitting upright going down. **Social-Emotional:** invites socializing, supports parent-child, peer-to-peer play and allows for caregiver assistance. **Cognitive:** young children train their understanding of space, speed and distances when sliding down quickly.



## Gear wheels panel

**Social-Emotional:** cooperation skills and taking turns are developed when turning the gearing wheel. **Cognitive:** cause and effect understanding, and logical thinking are supported.

# Maker with Shade

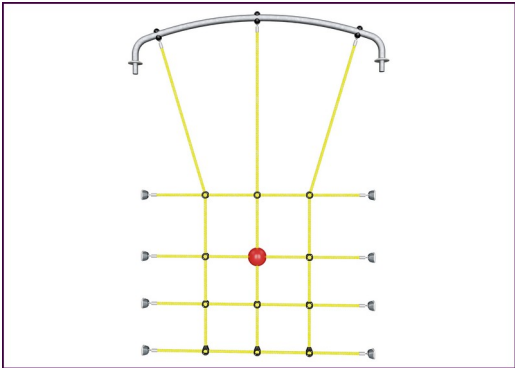
PCE205621



The Curved ELEMENTS panels are molded of UV stabilized recyclable PE with multiple options for in-build play features that also ensures a strong panel solution. Straight panels are made of KOMPAN 19mm PE EcoCore™ which is a highly durable, eco-friendly and recyclable material.



Sails of commercial 95 high density PE knitted specially for sun-shade structures. The sails are treated with UV stabilizers to ensure a long life-time. The sails are supported by a hot dip galvanized steel frame and tightened by stainless steel devices.




ELEMENTS ropes has six-stranded steel wires and a steel wire core. Each strand is tightly wrapped with PES yarn, which is made from +95% post consumer materials. The yarn is then melted onto each individual strand making the ropes highly wear- and vandalism-resistant.



The main posts are made of high quality pregalvanized steel with powder coated top finish. Post tops are closed with caps of UV stabilized nylon (PA6). The grey colored molded decks are made of 75% post-consumer waste PP material with a non-skid pattern and texture surface. All decks are supported by unique designed low-carbon aluminum profiles with multiple attachment options.



ELEMENTS rubber membranes are conveyer belt made of layers of rubber mixed of natural rubber and SBR rubber, and embedded with layers of armouring made of woven PE and PA. The thickness 8mm ensures high durability in any environment.



The slides are available in either molded PE in different colors or in full stainless steel AISI304 t= 2mm.

|                          |                          |
|--------------------------|--------------------------|
| Item no. PCE205621-0903  |                          |
| Installation Information |                          |
| Max. fall height         | 6'8"                     |
| Safety surfacing area    | 816ft²                   |
| Total installation time  | 32.5                     |
| Excavation volume        | 0.8yd³                   |
| Concrete volume          | 0.18yd³                  |
| Footing depth (standard) | 2'9"                     |
| Shipment weight          | 2378lbs                  |
| Anchoring options        | Surface ✓<br>In-ground ✓ |
| Warranty Information     |                          |
| EcoCore HDPE             | Lifetime                 |
| Post                     | 10 Years                 |
| PP Decks                 | 10 Years                 |
| Ropes & nets             | 10 Years                 |
| Spare Parts Availability | 10 Years                 |

| Elevated activities 10 | Accessible elevated activities | Accessible ground level activities | Accessible ground level play types |
|------------------------|--------------------------------|------------------------------------|------------------------------------|
| Present                | 10                             | 3                                  | 2                                  |
| Required               | 5                              | 3                                  | 3                                  |

**ASTM  
F1487**  
compliant

# Sustainability Data

PCE205621



| Cradle to Gate A1-A3 | Total CO <sub>2</sub> emission | CO <sub>2</sub> e/kg    | Recycled materials |
|----------------------|--------------------------------|-------------------------|--------------------|
|                      | kg CO <sub>2</sub> e           | kg CO <sub>2</sub> e/kg | %                  |
| PCE205621-0903       | 2,578.80                       | 2.92                    | 45.60              |

The overall framework applied for these factors is the Environmental Product Declaration (EPD), which quantifies "environmental information on the life cycle of a product and enable comparisons between products fulfilling the same function" (ISO, 2006). This follows the structure and applies a Life-Cycle Assessment approach to the entire Product stage from raw material through manufacturing (A1-A3))

## Verification of CO<sub>2</sub> calculation of: Play systems



Data version no. 2023-10-05

The CO<sub>2</sub> calculation and data are in compliance with the principles of a carbon footprint impact according to the GHG protocol (Greenhouse Gas Protocol), Scope 3, cradle to gate related to all individual components in the product category: "Play systems" represented by item no.: PCM200321-0950.

(Scope 3 emissions include emission sources in the upstream and downstream value chain).

Date: 30. October 2023 | Valid until: 30. October 2025

Verified by:

Julie Marie Vejsgaard Larsen, LCA & EPD Consultant

Verification based on report: Validation of CO<sub>2</sub> calculation of 9 categories of Kompan product line, version 1.0, prepared by: Bureau Veritas HSE, Denmark: Julie M. V. Larsen.

Publication date: 30. October 2023

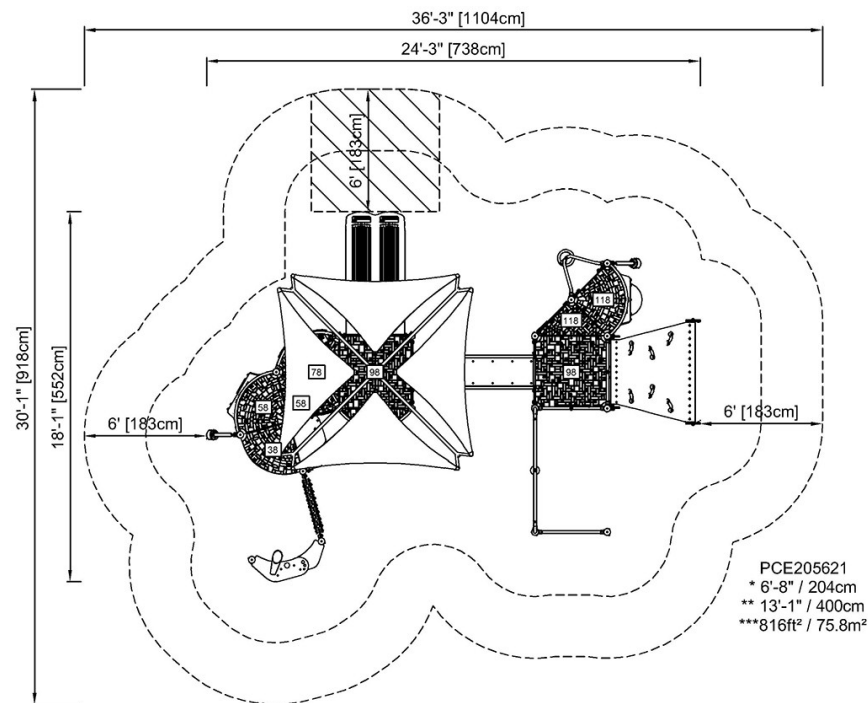


By Bureau Veritas HSE  
www.bureauveritas.dk  
+45 7731 1000



PCE205621

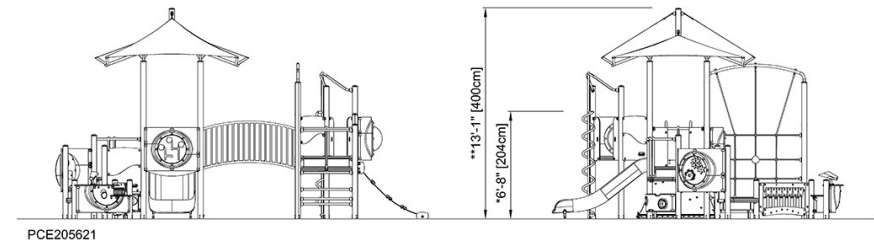
\* Max fall height | \*\* Total height | \*\*\* Safety surfacing area



PCE205621  
\* 6'-8" / 204cm  
\*\* 13'-1" / 400cm  
\*\*\* 816ft<sup>2</sup> / 75.8m<sup>2</sup>

[Click to see TOP VIEW](#)

\* Max fall height | \*\* Total height



PCE205621

[Click to see SIDE VIEW](#)