

Triple Play Tower with Bridge


PCM300521



Item no. PCM300521-0603

General Product Information

Dimensions LxWxH	348x400x211 cm
Age group	1+
Play capacity (users)	24
Colour options	



The Triple Tower with Bridge has a brilliant variety of play activities. The slide tower allows for a fast loop between stairs and slide which can be immensely fun, fast paced play that also trains the sense of balance. For even more excitement and thrill, the wobble bridge responds to the child's movement when they move over it, training balance and spatial

awareness. These motor skills are fundamental for managing the world confidently. The spacious playhouse has a transparent design and play panels that mean children can play from the inside and the outside. The conveyor desk panels as well as the gearing wheel panel invite cooperation and turn-taking, stimulating children's social-emotional skills and ability to

make friends.



Triple Play Tower with Bridge

PCM300521



Flower panel

Social-Emotional: invites cooperation due to the two-sides and provides for parallel play.
Cognitive: suggests a theme and supports dramatic play, which stimulates language and communication skills.



Trekking bridge

Physical: the wobbly bridge trains balance and coordination as well as spatial awareness: when children cross the bridge by running or jumping. **Social-Emotional:** turn-taking and consideration when passing each other. Cooperation and socialising with others in and around the bridge.



Slide

Physical: develops spatial awareness, sense of balance and trains core muscles when sitting upright going down. **Social-Emotional:** empathy stimulated by turn-taking. **Cognitive:** young children develop their understanding of space, speed and distances when sliding down.



Climb bridge

Physical: skid-preventive cross-bars function as support for toddlers, supporting spatial awareness



Gearshift panel

Social-Emotional: cooperation, turn-taking, sharing. **Cognitive:** supports dramatic play, which stimulates languages and communication skills. **Creative:** changing the position of the gear, leaving your mark.



Crawl-through hole

Physical: the hole allows for climbing and crawling through, developing cross coordination, proprioception and spatial awareness. **Social-Emotional:** cooperation and turn-taking when passing one another.



Balcony

Social-Emotional: the balcony invites meetings and interaction with people on ground level. **Cognitive:** invites dramatic play and performance, which stimulates language development.

Triple Play Tower with Bridge

PCM300521



Panels are available in two different materials: 19 mm EcoCore™ HDPE or impregnated and brown painted pine wood. EcoCore™ is a highly durable, eco-friendly material, which is not only recyclable after use but also consists of a core produced from 100% recycled material. Pinewood boards are embedded in stainless steel frames.



Main posts with hot dip galvanized steel footing are available in different materials: Pressure impregnated pine wood posts. Pre-galvanized inside and outside with powder coated top finish steel posts. Lead free aluminum with color anodized top finish. Greenline TexMade posts of 95% post-consumer recycled PE and textile waste.



All decks are supported by unique designed low-carbon aluminum profiles with multiple attachment options. The grey colored molded decks are made of 75% post-consumer waste PP material with a non-skid pattern and texture surface.


Item no. PCM300521-0603

Installation Information

Max. fall height	100 cm
Safety surfacing area	33.2 m²
Total installation time	20.3
Excavation volume	0.51 m³
Concrete volume	0.00 m³
Footing depth (standard)	60 cm
Shipment weight	679 kg
Anchoring options	In-ground ✓ Surface ✓

Warranty Information

EcoCore HDPE	Lifetime
Post	10 years
PP Decks	10 years
Spare Parts Guarantee	10 years



The slides can be chosen in six different colors and three materials: Straight or curved one-piece molded PE slides, made from 33% recycled post-consumer materials in different colours. Combined EcoCore™ sides and stainless-steel. Full stainless steel in one piece design for more vandalism proof solutions.



Coloured steel components have a base of hot-dip galvanisation and a powder-coated top finish. This provides ultimate corrosion resistance in all climates around the world.



KOMPAN GreenLine versions are designed with ultimate environmentally friendly materials with lowest possible CO2e emission factor. TexMade post, EcoCore™ panels of 95% post-consumer recycled waste and molded PP decks.



Sustainability Data

PCM300521



Cradle to Gate A1-A3	Total CO ₂ emission	CO ₂ e/kg	Recycled materials
	kg CO ₂ e	kg CO ₂ e/kg	%
PCM300521-0651	935.80	1.93	62.00
PCM300521-0603	817.60	1.71	25.80

The overall framework applied for these factors is the Environmental Product Declaration (EPD), which quantifies "environmental information on the life cycle of a product and enable comparisons between products fulfilling the same function" (ISO, 2006). This follows the structure and applies a Life-Cycle Assessment approach to the entire Product stage from raw material through manufacturing (A1-A3))

Kompan A/S

C.F. Tietgens Boulevard 32C
DK-5220 Odense SØ
Denmark



Verification of CO₂ calculation of: Play systems



Data version no. 2023-10-05

The CO₂ calculation and data are in compliance with the principles of a carbon footprint impact according to the GHG protocol (Greenhouse Gas Protocol), Scope 3, cradle to gate related to all individual components in the product category: "Play systems" represented by item no.: PCM200321-0950.

(Scope 3 emissions include emission sources in the upstream and downstream value chain).

Date: 30. October 2023 | Valid until: 30. October 2025

Verified by:

Julie Marie Vejsgaard Larsen, LCA & EPD Consultant

Verification based on report: Validation of CO₂ calculation of 9 categories of Kompan product line, version 1.0, prepared by: Bureau Veritas HSE, Denmark: Julie M. V. Larsen.

Publication date: 30. October 2023

By Bureau Veritas HSE
www.bureauveritas.dk
+45 7731 1000

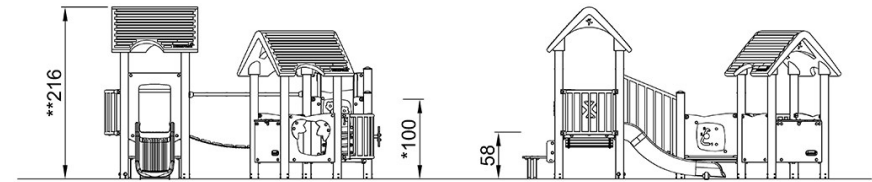
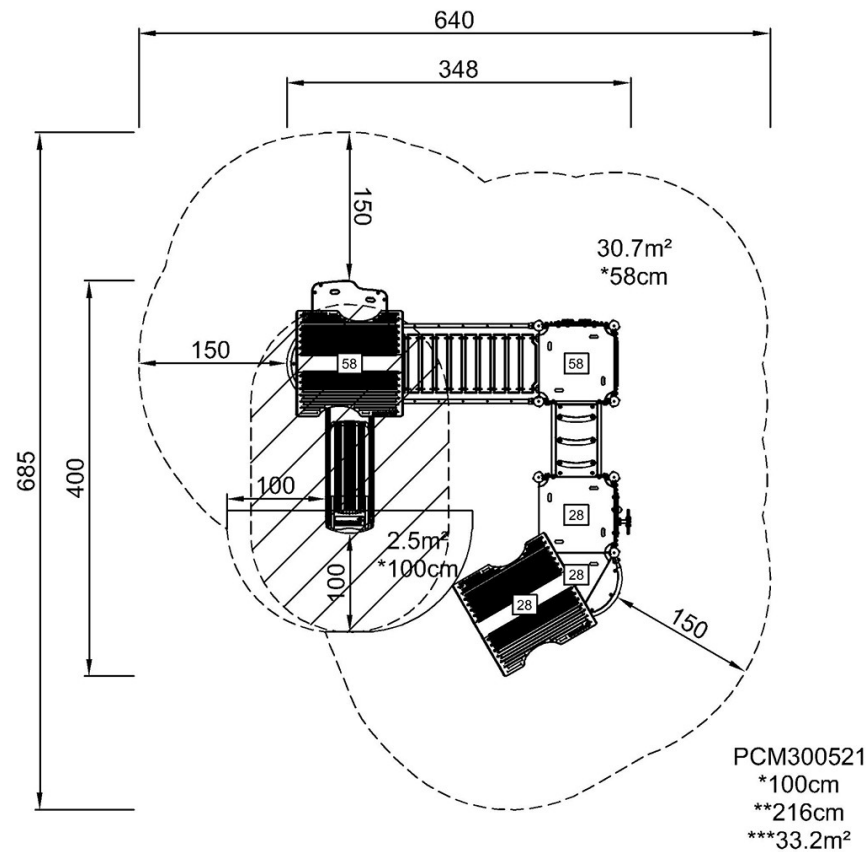


Triple Play Tower with Bridge

PCM300521

* Max fall height | ** Total height | *** Safety surfacing area

* Max fall height | ** Total height



[Click to see TOP VIEW](#)

[Click to see SIDE VIEW](#)