


Spellbound Shack


NRC200201



Item no. NRC200201-1021

General Product Information

Dimensions LxWxH	855x646x463 cm
Age group	2+
Play capacity (users)	21
Colour options	 



The activity-packed Spellbound Shack offers rich play experiences that make children return for more play again and again. The slide towers offer each their level of play: one low with lots of room for socializing, also on the double slide, and one high, with a challenging, inclined climb to enter and a fast, steep descent to egress. These towers are connected by an

open rope bridge that offers a thrilling feeling of height. The climbing, crawling, balancing, and sliding all train children's sense of balance and cross-coordination. These motor skills are foundational for all other movement skills, and they influence children's confidence in moving and their courage to take on new challenges. Additionally, the play activities train muscles

and conditions. The social-emotional benefits of the spacious platforms and steps are many: allowing children significant and challenging media to play benefits their social skills for life as they train their abilities to negotiate, cooperate and make friends.

Spellbound Shack

NRC200201



Inclined climbing wall

Physical: develops children's cross-coordination, eye-hand coordination and muscle strength when climbing. **Social-Emotional:** learning about turn-taking and cooperation.



Beehive panel

Physical: Shifting the parts trains hand-eye coordination and supports the understanding of material characteristics (e.g. texture). **Social-Emotional:** When moving and stacking the beehive parts, children train cooperation and turn-taking. **Cognitive:** Figuring out how to turn the beehive oval to make it move trains logical thinking skills. The beehive theme invites dramatic play scenarios. **Creative:** placing the ovals in new positions leaves a mark.



Curved slide

Physical: develops spatial awareness, sense of balance and trains core muscles when sitting upright going down. **Social-Emotional:** empathy stimulated by turn-taking. **Cognitive:** young children develop their understanding of space, speed and distances when sliding down.



Net bridge

Physical: children develop spatial awareness in the open net. **Social-Emotional:** interaction with children outside, socialising. Cooperation and consideration, e.g. when passing others.



Supportive handholds

Physical: handhold provides good grip for less confident climbers. Trains upper body muscles. **Social-Emotional:** allows for a range of physical abilities to enter independently and securely, play for all.



Double slide

Physical: develops spatial awareness, sense of balance and trains core muscles when sitting upright going down. **Social-Emotional:** invites socialising, supports parent-child and peer-to-peer play. **Cognitive:** young children train their understanding of space, speed and distances when sliding down.



Crawl-through hole

Physical: the hole allows for crawling through, developing cross-coordination, proprioception and spatial awareness. **Social-Emotional:** cooperation and turn-taking when negotiating who goes first through the hole. **Cognitive:** understanding space, shape and measures when seeing if the body fits through the hole.

Spellbound Shack

NRC200201




All organic Robinia products by KOMPAN are made of Robinia wood which is sourced from sustainable plantation farms. On request it can be supplied as FSC® Certified (FSC® C004450).




Transparent brown pigmented and colored parts, are coated with water-based paint and pigment that is environmentally friendly and with excellent UV resistance. The paint and pigment is in compliance with EN 71 Part 3.




The products are preassembled from the factory to ensure all safety requirements are considered. Please note that each Robinia fantasy structure will have its own unique appearance because of the natural shape of the individual wood posts.



There are multiple footing options for all products: Surface anchoring with steel footings and expansion bolts, or wood in-ground or steel in-ground footings.



The hardware is made of stainless steel or galvanised steel to ensure durable connections that has high corrosion resistance.



The slides can be chosen in six different colors and three materials: Straight or curved one-piece molded PE slides, made from 33% recycled post-consumer materials in different colours. Combined EcoCore™ sides and stainless-steel. Full stainless steel in one piece design for more vandalism proof solutions.

Item no. NRC200201-1021

Installation Information

Max. fall height	118 cm
Safety surfacing area	70.2 m²
Total installation time	53.7
Excavation volume	4.53 m³
Concrete volume	3.00 m³
Footing depth (standard)	100 cm
Shipment weight	2,805 kg
Anchoring options	In-ground ✓

Warranty Information

Corocord (Hercules) Rope	10 years
Hollow PE parts	10 years
Robinia Wood	15 years
Spare Parts Guarantee	10 years
Stainless Steel Components	Lifetime

AS
4685
compliant

Sustainability Data

NRC200201



Cradle to Gate A1-A3	Total CO ₂ emission	CO ₂ e/kg	Recycled materials
	kg CO ₂ e	kg CO ₂ e/kg	%
NRC200201-1021	694.60	0.29	3.30

The overall framework applied for these factors is the Environmental Product Declaration (EPD), which quantifies "environmental information on the life cycle of a product and enable comparisons between products fulfilling the same function" (ISO, 2006). This follows the structure and applies a Life-Cycle Assessment approach to the entire Product stage from raw material through manufacturing (A1-A3))

Verification of CO₂ calculation of: Nature play



Data version no. 2023-10-05

The CO₂ calculation and data are in compliance with the principles of a carbon footprint impact according to the GHG protocol (Greenhouse Gas Protocol), Scope 3, cradle to gate related to all individual components in the product category: "Nature play" represented by item no.: NRO409-0621.

(Scope 3 emissions include emission sources in the upstream and downstream value chain).

Date: 30. October 2023 | Valid until: 30. October 2025

Verified by:

Julie Marie Vejsgaard Larsen, LCA & EPD Consultant

Verification based on report: Validation of CO₂ calculation of 9 categories of Kompan product line, version 1.0, prepared by: Bureau Veritas HSE, Denmark: Julie M. V. Larsen.

Publication date: 30. October 2023



By Bureau Veritas HSE
www.bureauveritas.dk
+45 7731 1000

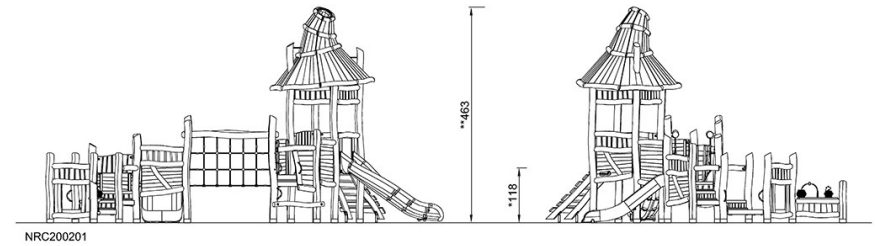
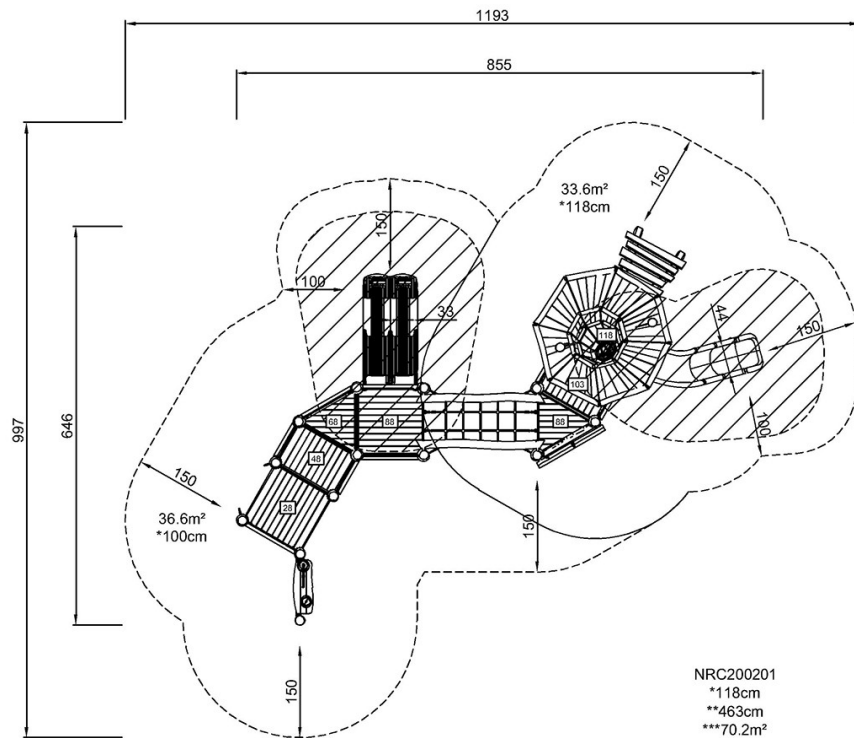


Spellbound Shack

NRC200201

* Max fall height | ** Total height | *** Safety surfacing area

* Max fall height | ** Total height



[Click to see TOP VIEW](#)

[Click to see SIDE VIEW](#)