





Initiator

PCE205421



Item no. PCE205421-0903	
General Product Information	
Dimensions LxWxH	543x434x414 cm
Age group	2+
Play capacity (users)	22
Colour options	  



Wow! The Initiator is a fantastic structure with loads of play opportunities that will encourage children to stay and play, and return again and again. These play experiences will support children's development in all areas. The slide supports physical skills such as balance and spatial awareness. The climbing wall and winding stairway support strength and cross-

coordination, important skills for physical as well as intellectual development. There is more than one way to climb, which supports play for children who seek variety and challenge. With so many play activities, social experiences are stimulated, especially with features like the flower panel, where children can cooperate across levels. The membrane panel is a truly

thrilling event which supports motor skills and important social-emotional skills such as empathy.



Initiator

PCE205421



Curved slide

Physical: sliding develops spatial awareness and a sense of balance. Furthermore, the core muscles are trained when sitting upright going down. **Social-Emotional:** empathy stimulated by turn-taking. **Cognitive:** young children develop their understanding of space, speed and distances when sliding down quickly.



Bubble Window

Social-Emotional: invites interaction between outside and inside. **Cognitive:** distorts the sound of the voice, developing logical thinking.



Flower panel

Social-Emotional: invites cooperation due to the two-sidedness and provides for parallel play. **Cognitive:** stimulates cause and effect understanding and logical thinking: making sounds when running flower through vertical grooves. **Creative:** children can leave their mark, placing the flowers in different positions.



Membrane bridge

Physical: agility, balance and coordination, force of movement and sense of effort. Development of bone density when jumping. **Social-Emotional:** turn-taking, problem solving and cooperation when bouncing others. Relaxation when lying or sitting, being bounced by others. **Cognitive:** understanding of cause and effect, logical thinking.



Fireman's pole

Physical: coordination is supported when going down, as well as arm and core muscles. Landing strengthens bone density, which is built for life in early childhood. **Social-Emotional:** turn-taking and risk-taking. **Cognitive:** young children develop their understanding of space, speed and distances when gliding down fast.



Wall climber

Physical: climbing supports cross coordination, proprioception, and the development of major muscle groups and hand strength. **Social-Emotional:** two-sided climbing spurs social interaction and turn-taking.



Funnel

Social-Emotional: trains cooperation and turn-taking as children put materials into the funnel. **Cognitive:** the passing of materials through funnels supports the children's logical thinking and for younger children the understanding of object permanence: that materials don't vanish but run through at the other end.

Initiator

PCE205421



The Curved ELEMENTS panels are moulded of UV stabilised recyclable PE using 33% post-consumer recycled material. With multiple options for in-build play features that also ensures a strong panel solution. Straight panels are made of KOMPAN 19mm HDPE EcoCore™ which is a highly durable, ecofriendly and recyclable material made from +95% PCM.



The ELEMENTS roofs are made of recyclable PE made from 33% post consumer recycled materials with a minimum wall thickness of 5 mm to ensure high durability in all climates around the world. The steel pipes are hot dip galvanised inside and outside for maximum durability.



ELEMENTS products are available in three different colour combinations: classic blue & green, blossom orange & yellow, nature lime and green.



The main posts are made of high quality pregalvanized steel with powder coated top finish. Post tops are closed with caps of UV stabilized nylon (PA6). The grey colored molded decks are made of 75% post-consumer waste PP material with a non-skid pattern and texture surface. All decks are supported by unique designed low-carbon aluminum profiles with multiple attachment options.



ELEMENTS rubber membranes are conveyor belt made of layers of rubber mixed of natural rubber and SBR rubber, and embedded with layers of armoring made of woven PE and PA. The thickness 8mm ensures high durability in any environment.



The slides are available in either molded PE made from 33% recycled post-consumer materials in different colors or in full AISI304 stainless steel with a thickness of 2mm.

Item no. PCE205421-0903

Installation Information

Max. fall height	118 cm
Safety surfacing area	40.2 m²
Total installation time	25.8
Excavation volume	0.43 m³
Concrete volume	0.11 m³
Footing depth (standard)	85 cm
Shipment weight	834 kg
Anchoring options	Surface ✓ In-ground ✓

Warranty Information

EcoCore HDPE	Lifetime
Post	10 years
PP Decks	10 years
Ropes & nets	10 years
Spare parts guaranteed	10 years



Sustainability Data

PCE205421



Cradle to Gate A1-A3	Total CO ₂ emission	CO ₂ e/kg	Recycled materials
	kg CO ₂ e	kg CO ₂ e/kg	%
PCE205421-0903	1,815.10	2.83	44.10

The overall framework applied for these factors is the Environmental Product Declaration (EPD), which quantifies "environmental information on the life cycle of a product and enable comparisons between products fulfilling the same function" (ISO, 2006). This follows the structure and applies a Life-Cycle Assessment approach to the entire Product stage from raw material through manufacturing (A1-A3))

KOMPAN
Let's play

Kompan A/S

C.F. Tietgens Boulevard 32C
DK-5220 Odense SØ
Denmark



Verification of CO₂ calculation of: Play systems



Data version no. 2023-10-05

The CO₂ calculation and data are in compliance with the principles of a carbon footprint impact according to the GHG protocol (Greenhouse Gas Protocol), Scope 3, cradle to gate related to all individual components in the product category: "Play systems" represented by item no.: PCM200321-0950.

(Scope 3 emissions include emission sources in the upstream and downstream value chain).

Date: 30. October 2023 | Valid until: 30. October 2025

Verified by:

Julie Marie Vejsgaard Larsen, LCA & EPD Consultant

Verification based on report: Validation of CO₂ calculation of 9 categories of Kompan product line, version 1.0, prepared by: Bureau Veritas HSE, Denmark: Julie M. V. Larsen.

Publication date: 30. October 2023

By Bureau Veritas HSE
www.bureauveritas.dk
+45 7731 1000



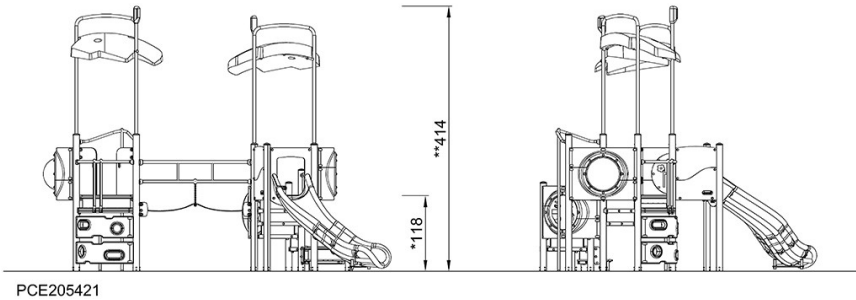
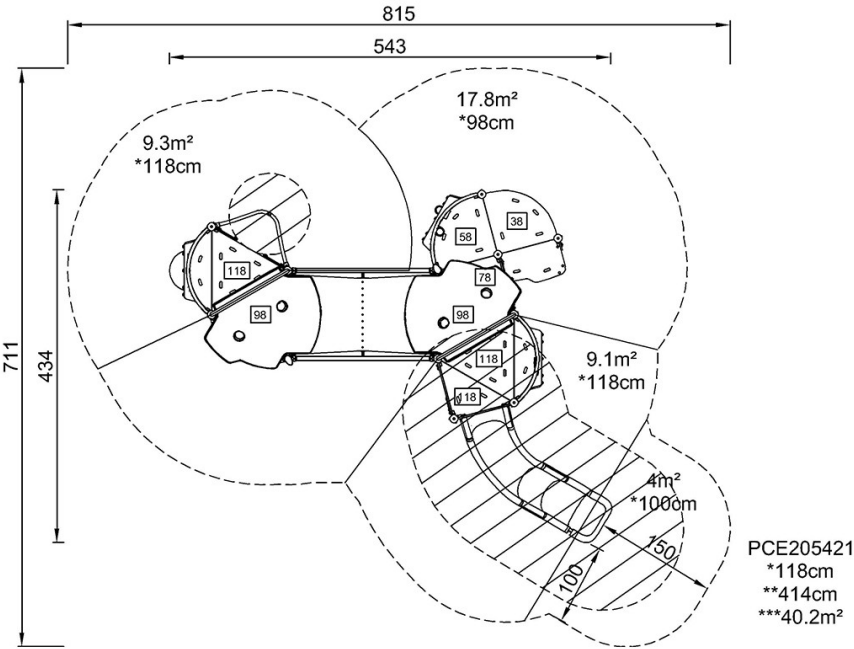
Initiator

PCE205421



* Max fall height | ** Total height | *** Safety surfacing area

* Max fall height | ** Total height



[Click to see TOP VIEW](#)

[Click to see SIDE VIEW](#)