

Castle, Small

NRO421



This awesome Castle adds a regal touch to any playground, attracting young knights and princesses from across the land. With its impressive distribution of ground level and elevated play options, the Castle allows for all abilities to play together. To the front, the Castle offers three different climbing entrances, all training children's balance, coordination and

muscles. The ground level offers play dens, barred windows and hammocks to invite dramatic play for all. This stimulates children's language and social skills as they negotiate play scenarios. On the courtyard side, the Castle opens with bridge and net. The banister bars and slide add thrill to the play experience and each in their own way train sense of


balance and space. These motor skills are necessary to navigating the object and surroundings securely.



Item no. NRO421-1021

General Product Information

Dimensions LxWxH	22'5"x17'2"x18'6"
Age group	5 - 12
Play capacity (users)	26
Color options	



Castle, Small

NRO421



Hammock

Physical: coordination and sense of balance when swaying. **Social-Emotional:** meeting, pushing friends gently back and forth, turn-taking.



Accessible stairway

Physical: climbing the accessible stairway is for all and supports cross coordination as well as arm and leg muscles. For young children, walking stairs and alternating feet is developed. **Social-Emotional:** room for active breaks and adult helpers. An inclusive space.



Fireman's pole

Physical: coordination is supported when going down, as well as arm and core muscles. Landing strengthens bone density, which is built for life in early childhood. **Social-Emotional:** turn-taking and risk-taking.



Climbing wall

Physical: supports cross coordination and leg, arm and hand strength. Climbing through the holes trains proprioception. **Social-Emotional:** children develop courage when climbing up high. This positively affects self-confidence.



Slide

Physical: sliding develops spatial awareness and a sense of balance. Furthermore, the core muscles are trained when sitting upright going down. **Social-Emotional:** empathy stimulated by turn-taking.



Cannon

Cognitive: the cannon sets a tangible theme and spurs dramatic play. Dramatic play supports language and communication skills.



Jail

Social-Emotional: invites interaction between sides and cooperative play. **Cognitive:** suggests a theme and supports dramatic play, which stimulates language and communication skills.

Castle, Small

NRO421



All Organic Robinia products by KOMPAN are made of Robinia wood from sustainable European sources. On request it can be supplied as FSC® Certified (FSC® C004450).




The paint used for coloured components is water based environmentally friendly with excellent UV resistance. The paint is in compliance with EN 71 Part 3.




The Robinia products are designed with a KOMPAN color concept with a number of different standard colors. The wood can also be supplied as untreated or with brown painted with a pigment that maintains the wood color.

Item no. NRO421-1021	
Installation Information	
Max. fall height	9'10"
Safety surfacing area	676ft²
Total installation time	66.1
Excavation volume	4.17yd³
Concrete volume	2.11yd³
Footing depth (standard)	3'3"
Shipment weight	6559lbs
Anchoring options	In-ground ✓
Warranty Information	
Movable parts	2 Years
Robinia Wood	10 Years
Spare Parts Availability	10 Years
Stainless steel components	Lifetime
Stainless steel slide	10 Years



The stainless-steel slides with one-piece slide bed are made of high-quality stainless-steel AISI 304.



The product/activities are preassembled from the factory to ensure all safety requirements are considered.



The hardware is made of stainless steel or galvanized steel to ensure durable connections with a high corrosion resistance.

Elevated activities 6	Accessible elevated activities	Accessible ground level activities	Accessible ground level play types
Present	5	2	2
Required	3	2	2

**ASTM
F1487**
compliant

Sustainability Data

NRO421



Cradle to Gate A1-A3	Total CO ₂ emission	CO ₂ e/kg	Recycled materials
	kg CO ₂ e	kg CO ₂ e/kg	%
NRO421-1021	1,939.80	0.73	3.90

The overall framework applied for these factors is the Environmental Product Declaration (EPD), which quantifies "environmental information on the life cycle of a product and enable comparisons between products fulfilling the same function" (ISO, 2006). This follows the structure and applies a Life-Cycle Assessment approach to the entire Product stage from raw material through manufacturing (A1-A3))



Kompan A/S
C.F. Tietgens Boulevard 32C
DK-5220 Odense SØ
Denmark



Verification of CO₂ calculation of: Nature play



Data version no. 2023-10-05

The CO₂ calculation and data are in compliance with the principles of a carbon footprint impact according to the GHG protocol (Greenhouse Gas Protocol), Scope 3, cradle to gate related to all individual components in the product category: "Nature play" represented by item no.: NRO409-0621.

(Scope 3 emissions include emission sources in the upstream and downstream value chain).

Date: 30. October 2023 | Valid until: 30. October 2025
Verified by:

Julie Marie Vejsgaard Larsen, LCA & EPD Consultant

Verification based on report: Validation of CO₂ calculation of 9 categories of Kompan product line, version 1.0, prepared by: Bureau Veritas HSE, Denmark: Julie M. V. Larsen.

Publication date: 30. October 2023

By Bureau Veritas HSE
www.bureauveritas.dk
+45 7731 1000

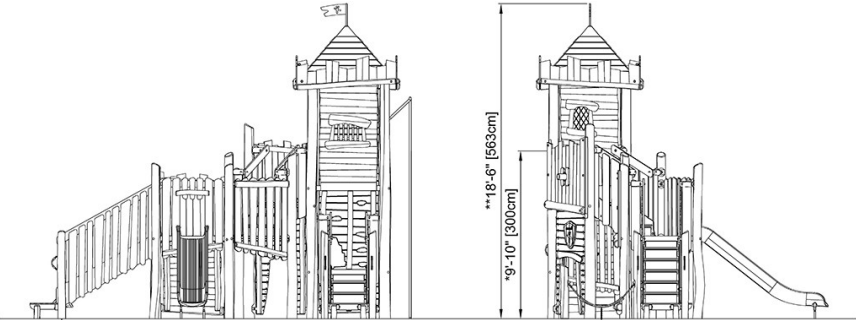
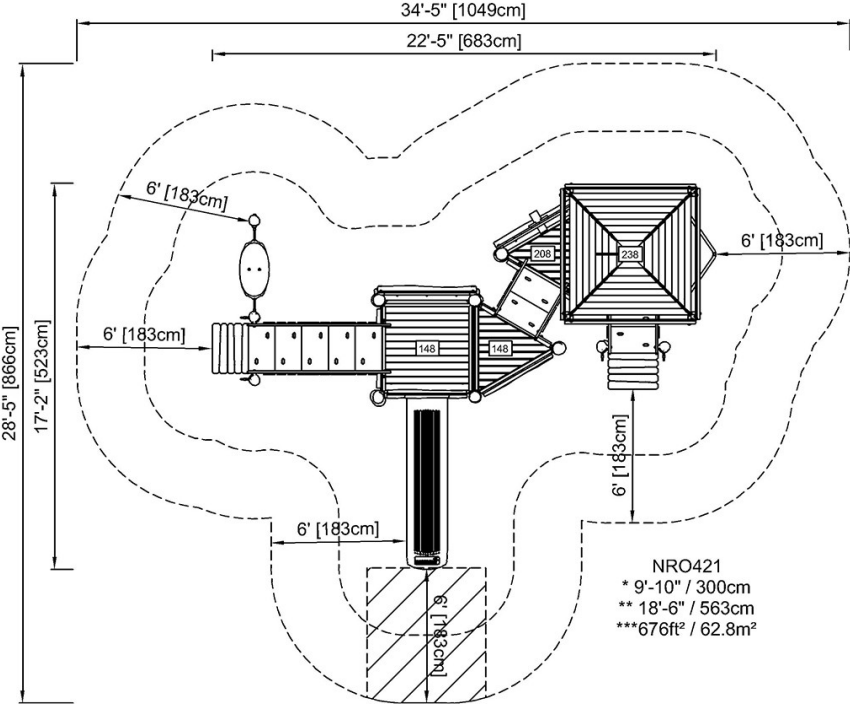


Castle, Small

NRO421

* Max fall height | ** Total height | *** Safety surfacing area

* Max fall height | ** Total height



NRO421

[Click to see TOP VIEW](#)

[Click to see SIDE VIEW](#)