

# Cliff Rider Ultimate


PCE310531



Item no. PCE310531-0903

**General Product Information**

Dimensions LxWxH	36'6"x28'3"x17'11"
Age group	5 - 12
Play capacity (users)	40
Color options	  



Wildly thrilling! The Cliff Rider Ultimate offers an immensely attractive school age children play heaven: It calls for repeated loops of action, again and again: Climbing up, down and around the richly varied accesses, with climbing cleats outside the stairs or the climbing wall accesses and gliding down the banister bars is great fun! The intensely thrilling

Cliff Rider up in the air is for the courageous. And those who aren't at the first go, can try out on the lower version. The Cliff Rider trains muscle force, tension, timing and sequencing of movements. Judging your body's movements, object control as well as timing is quite a complex tax, but a necessary life skill that make it possible to navigate the body

securely and confidently through environments, e.g. street traffic. Furthermore, the self-confidence that children gain from overcoming their initial hesitations to travel on the Cliff Rider, is the more reason that they should.

# Cliff Rider Ultimate

PCE310531

**KOMPAN**  
Let's play



## Arc ladder

**Physical:** cross coordination and spatial awareness as well as upper body muscles when hanging with arms. This is especially important due to the sedentary lifestyles of today's children. **Social-Emotional:** chill and socialize on top of the overhead ladder. **Cognitive:** logical thinking and planning to determine how best to enter the platform.



## Supportive handholds

**Physical:** handhold provides good grip for less confident climbers. Pulling yourself up and in trains upper body muscles. **Social-Emotional:** allows for a range of physical abilities to enter independently and securely, supporting play for all.




## Fireman's pole

**Physical:** coordination is supported when going down, as well as arm and core muscles. Landing strengthens bone density, which is built for life in early childhood. **Social-Emotional:** turn-taking and risk-taking.



## Hammock

**Physical:** coordination and sense of balance when swaying. **Social-Emotional:** meeting, pushing friends gently back and forth, turn-taking.



## Labyrinth panel

**Social-Emotional:** communication and cooperation exploring the maze with friends. **Cognitive:** stimulates memory when memorizing maze routes.



## Cliff rider

**Physical:** pushing with the feet and pushing and pulling with the arms train major muscles. The force of movement needs to be calibrated for a smooth ride to the other side, which trains proprioception. Timing, force and sequence of movements train proprioception and coordination skills that build physical confidence in children. **Social-Emotional:** supports cooperating, turn-taking skills and empathy. Stepping into the open air builds courage. **Cognitive:** the force and coordination of movements add to childrens' confidence and teach them important life skills.



## Curved slide

**Physical:** sliding develops spatial awareness and a sense of balance. Furthermore, the core muscles are trained when sitting upright going down. **Social-Emotional:** empathy stimulated by turn-taking.

# Cliff Rider Ultimate

PCE310531



The pole vaulter pole is made of a welded steel construction with a 360° standing platform of Ekogrip. The double sided curved handles are made of EcoCore material. The pole combines superior ergonomics with outstanding functionality.



The rocking movement back and forth is controlled by a heavy duty scaled double rubber torsion spring element. The rubber element ensures a safe movement and reduces speed towards the tower platforms. The base cover of molded PE material with high impact resistance.



The curved start platforms are made of a curved stainless steel plate with non skid texture. The lower part of the platform is supported by a EcoCore board for safe foothold and the rubber bumper is placed to receive the pole.

Item no. PCE310531-0903	
Installation Information	
Max. fall height	8'6"
Safety surfacing area	1245ft²
Total installation time	59.4
Excavation volume	4.11yd³
Concrete volume	1.48yd³
Footing depth (standard)	2'9"
Shipment weight	4297lbs
Anchoring options	Surface ✓ In-ground ✓
Warranty Information	
EcoCore HDPE	Lifetime
Hot dip galvanized steel	Lifetime
Post	10 Years
PP Decks	10 Years
Spare Parts Availability	10 Years



The climbing elements displayed are molded in one piece with a minimum 5mm wall thickness. The climbing elements are made of recyclable PE which has a high impact resistance across a wide temperature span which ensures vandal resistance in all locations.



The main posts are made of high quality pregalvanized steel with powder coated top finish. Post tops are closed with caps of UV stabilized nylon (PA6). The grey colored molded decks are made of 75% post-consumer waste PP material with a non-skid pattern and texture surface. All decks are supported by unique designed low-carbon aluminum profiles with multiple attachment options.



The stainless-steel activities are made of high-quality stainless steel. The steel is cleaned by a total pickling process after manufacturing to ensure a smooth and clean gliding surfaces.

Elevated activities 10	Accessible elevated activities	Accessible ground level activities	Accessible ground level play types
Present	5	5	3
Required	5	3	3

**ASTM  
F1487**  
compliant

# Sustainability Data

PCE310531



Cradle to Gate A1-A3	Total CO <sub>2</sub> emission	CO <sub>2</sub> e/kg	Recycled materials
	kg CO <sub>2</sub> e	kg CO <sub>2</sub> e/kg	%
PCE310531-0903	4,317.90	2.64	52.10

The overall framework applied for these factors is the Environmental Product Declaration (EPD), which quantifies "environmental information on the life cycle of a product and enable comparisons between products fulfilling the same function" (ISO, 2006). This follows the structure and applies a Life-Cycle Assessment approach to the entire Product stage from raw material through manufacturing (A1-A3))

## Verification of CO<sub>2</sub> calculation of: Play systems



Data version no. 2023-10-05

The CO<sub>2</sub> calculation and data are in compliance with the principles of a carbon footprint impact according to the GHG protocol (Greenhouse Gas Protocol), Scope 3, cradle to gate related to all individual components in the product category: "Play systems" represented by item no.: PCM200321-0950.

(Scope 3 emissions include emission sources in the upstream and downstream value chain).

Date: 30. October 2023 | Valid until: 30. October 2025

Verified by:

Julie Marie Vejsgaard Larsen, LCA & EPD Consultant

Verification based on report: Validation of CO<sub>2</sub> calculation of 9 categories of Kompan product line, version 1.0, prepared by: Bureau Veritas HSE, Denmark: Julie M. V. Larsen.

Publication date: 30. October 2023



By Bureau Veritas HSE  
www.bureauveritas.dk  
+45 7731 1000



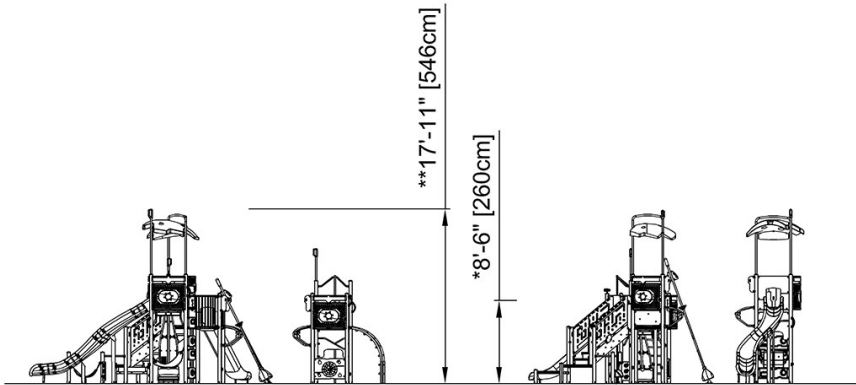
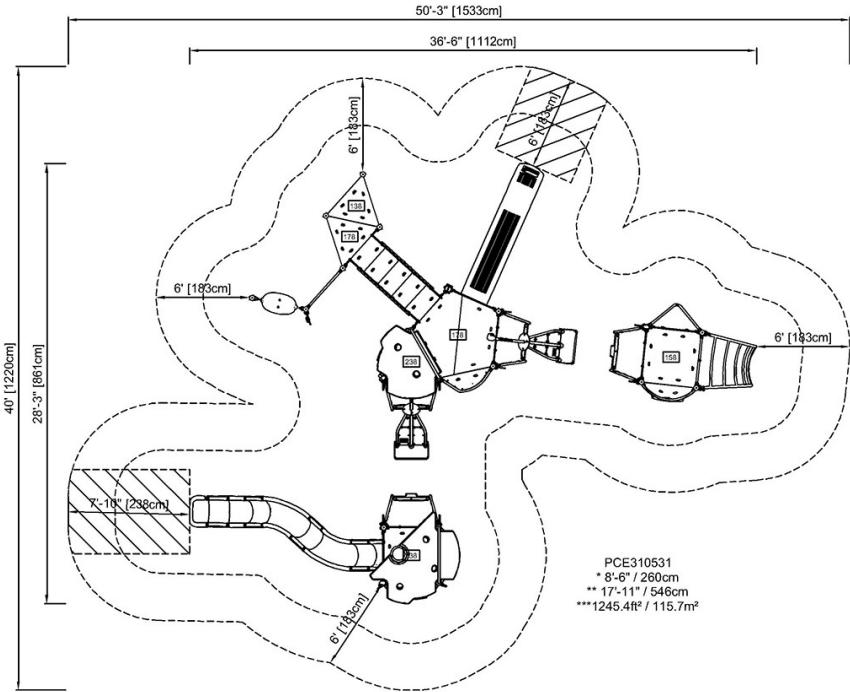
# Cliff Rider Ultimate

PCE310531



\* Max fall height | \*\* Total height | \*\*\* Safety surfacing area

\* Max fall height | \*\* Total height



PCE310531

[Click to see TOP VIEW](#)

[Click to see SIDE VIEW](#)