

Play Tower with Net

PCM100321




This super play tower will attract children and encourage active physical play. The multiple and varied climbing activities will support children's muscle development as well as their cross-coordination and sense of balance. These skills are important for health and well-being as well as for thinking and learning. For example, using both sides of your body to

climb and navigate the structure stimulates both sides of the brain, essential for learning, particularly for literacy. With so many options for play, children will be supported in physical decision making. Sliding down the slide or gliding down the Fireman's Pole to the ground supports posture and balance, all important skills for young children, and great fun!

Item no. PCM100321-0901

General Product Information

| | |
|-----------------------|----------------|
| Dimensions LxWxH | 330x370x230 cm |
| Age group | 2+ |
| Play capacity (users) | 12 |
| Color options | |



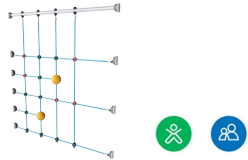
Play Tower with Net

PCM100321



Pipe ladder

Physical: cross coordination and eye-hand coordination are supported when children climb the ladder. The climbing also supports leg and arm muscles. **Social-Emotional:** learning about turn taking and cooperation.



Climbing net

Physical: children develop cross-body coordination and muscle strength when climbing. The big meshes allow for climbing and crawling through, supporting proprioception and spatial awareness. **Social-Emotional:** the big meshes allow for more children to sit together and talk.



Slide

Physical: sliding develops spatial awareness and a sense of balance. Furthermore, the core muscles are trained when sitting upright going down. **Social-Emotional:** empathy stimulated by turn-taking. **Cognitive:** young children develop their understanding of space, speed and distances when sliding down quickly.



Fireman's pole

Physical: coordination is supported when going down, as well as arm and core muscles. Landing strengthens bone density, which is built for life in early childhood. **Social-Emotional:** turn-taking and risk-taking. **Cognitive:** young children develop their understanding of space, speed and distances when gliding down fast.



Rock climber

Physical: supports cross coordination and leg, arm and hand strength. **Social-Emotional:** the inclination makes climbing feel secure, especially for younger children.

Play Tower with Net

PCM100321



Panels of 19mm EcoCore™. EcoCore™ is a highly durable, eco friendly material, which is not only recyclable after use, but also consists of material produced from +95% recycled post consumer material from food packing waste.



Main posts with hot dip galvanised steel footing are available in different materials: Pressure impregnated pine wood posts. Pre-galvanised inside and outside with powder coated top finish steel posts. Lead free aluminium with colour anodised top finish.

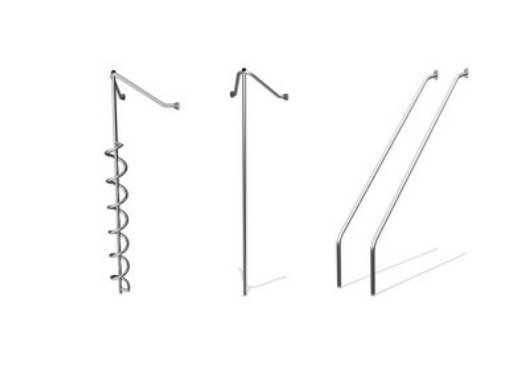


All decks are supported by unique designed low-carbon aluminum profiles with multiple attachment options. The grey colored molded decks are made of 75% post-consumer waste PP material with a non-skid pattern and texture surface.

| Item no. PCM100321-0901 | |
|--------------------------|--------------------------|
| Installation Information | |
| Max. fall height | 224 cm |
| Safety surfacing area | 31.4 m² |
| Total installation time | 11.2 |
| Excavation volume | 0.37 m³ |
| Concrete volume | 0.02 m³ |
| Footing depth (standard) | 85 cm |
| Shipment weight | 309 kg |
| Anchoring options | In-ground ✓ Surface ✓ |



The slides can be chosen in different materials and colors: Straight or curved one-piece molded PE slides in yellow or grey color. Combined EcoCore™ sides and stainless-steel. Full stainless steel in one-piece design for more vandalism proof solutions.



The stainless-steel activities are made of high-quality stainless steel. The steel is cleaned by a total pickling process after manufacturing to ensure a smooth and clean gliding surfaces.



Sustainability Data

PCM100321



| Cradle to Gate A1-A3 | Total CO ₂ emission | CO ₂ e/kg | Recycled materials |
|----------------------|--------------------------------|-------------------------|--------------------|
| | kg CO ₂ e | kg CO ₂ e/kg | % |
| PCM100321-0901 | 716.30 | 3.24 | 43.00 |

The overall framework applied for these factors is the Environmental Product Declaration (EPD), which quantifies "environmental information on the life cycle of a product and enable comparisons between products fulfilling the same function" (ISO, 2006). This follows the structure and applies a Life-Cycle Assessment approach to the entire Product stage from raw material through manufacturing (A1-A3))

Kompan A/S
C.F. Tietgens Boulevard 32C
DK-5220 Odense SØ
Denmark



Verification of CO₂ calculation of: Play systems



Data version no. 2023-10-05

The CO₂ calculation and data are in compliance with the principles of a carbon footprint impact according to the GHG protocol (Greenhouse Gas Protocol), Scope 3, cradle to gate related to all individual components in the product category: "Play systems" represented by item no.: PCM200321-0950.

(Scope 3 emissions include emission sources in the upstream and downstream value chain).

Date: 30. October 2023 | Valid until: 30. October 2025
Verified by:

Julie Marie Vejsgaard Larsen, LCA & EPD Consultant

Verification based on report: Validation of CO₂ calculation of 9 categories of Kompan product line, version 1.0, prepared by: Bureau Veritas HSE, Denmark: Julie M. V. Larsen.

Publication date: 30. October 2023

By Bureau Veritas HSE
www.bureauveritas.dk
+45 7731 1000

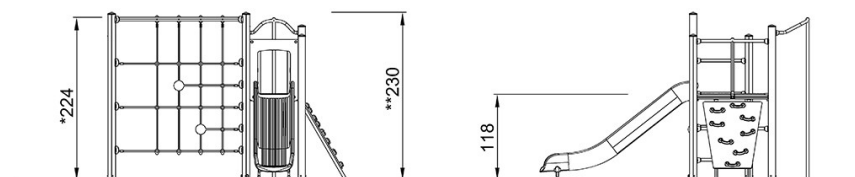
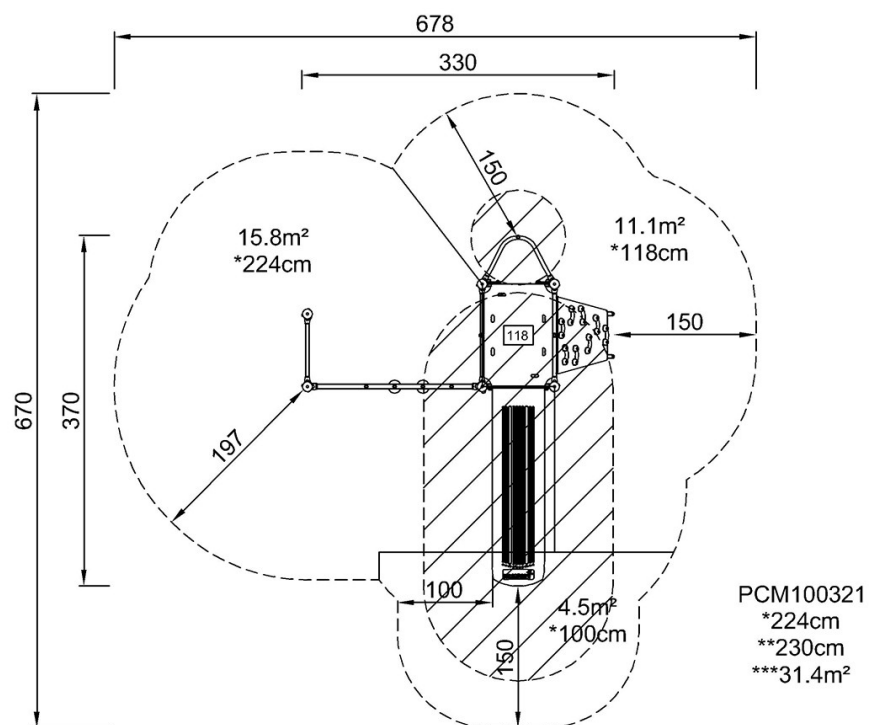


Play Tower with Net

PCM100321

* Max fall height | ** Total height | *** Safety surfacing area

* Max fall height | ** Total height



PCM100321

[Click to see TOP VIEW](#)

[Click to see SIDE VIEW](#)