

# Talk & Tumble with Tunnel


PCM000521



Item no. PCM000521-0601

**General Product Information**

Dimensions LxWxH	341x233x107 cm
Age group	6m+
Play capacity (users)	13
Color options	



Wow! The Talk & Tumble with Tunnel immediately attracts young children. The variety of play activities will ensure long and eventful play times again and again. The scale is perfectly suited to early years children. The many climb or crawl through play experiences stimulate important motor skills such as cross-coordination. They support peek-a-boo and

hiding games. These train an understanding that objects and people do not cease to exist just because you can't see them and that they will re-appear. With sand scoops, the bench with its apple tree offer nice points for social play and rest. The flower panel table and play spheres invites interaction from both sides. The spheres can be run from both sides of the

panel. This stimulates taking turns skills and encourage social play.



# Talk & Tumble with Tunnel

PCM000521



## Sand scoops

**Physical:** hand eye coordination and push-pull movements. **Social-Emotional:** invites cooperation due to the two-sidedness and provides for parallel play. **Cognitive:** logical thinking: cause and effect understanding when running scoops in grooves or shifting materials from scoop to scoop. **Creative:** shifting scoops, creating new scoop positions.



## Tunnel

**Physical:** the children crawl through the tunnel, developing motor skills such as cross-body coordination and proprioception. **Social-Emotional:** turn-taking when passing each other.



## Keyhole flap

**Social-Emotional:** can be played from both sides, encouraging cooperation. **Cognitive:** tactile variation helps children to understand the characteristics of different materials and their uses. Cause and effect understanding when bending rubber flap.



## Binoculars

**Cognitive:** the binoculars set a tangible theme and thus spur dramatic play. Dramatic play is a great trainer of language and communication skills. **Creative:** the binoculars can be turned in all directions. Looking through them gives a new perspective on the world.



## Desk

**Social-Emotional:** fine meeting place and a space creator. Sharing and cooperation from both sides create a social scenario that supports communication and cooperation.



## Megaphone

**Social-Emotional:** inspires communication and turn-taking skills. **Cognitive:** distortion of sound evokes curiosity and stimulates an understanding of cause and effect.



## Door opening

**Physical:** encourages running or crawling through, stimulating cross coordination and spatial awareness.

# Talk & Tumble with Tunnel


PCM000521



Panels of 19mm EcoCore™. EcoCore™ is a highly durable, eco friendly material, which is not only recyclable after use, but also consists of material produced from +95% recycled post consumer material from food packing waste.



Main posts with hot dip galvanized steel footing are available in different materials: Pressure impregnated pine wood posts. Pre-galvanized inside and outside with powder coated top finish steel posts. Lead free aluminum with color anodized top finish. Greenline TexMade posts of 95% post-consumer recycled PE and textile waste.




Play activities like the Megaphone are made of injection moulded high quality nylon (PA6). PA6 has good wearing and impact strength and is UV stabilised.

Item no. PCM000521-0601

## Installation Information


Max. fall height	10 cm
Safety surfacing area	26.0 m²
Total installation time	8.5
Excavation volume	0.15 m³
Concrete volume	0.00 m³
Footing depth (standard)	60 cm
Shipment weight	210 kg
Anchoring options	In-ground ✓ Surface ✓



The Climbing tunnel is made of low-density PE with 33% post-consumer materials. PE has excellent impact strength and is usable within a large temperature span.



Key flap membrane consist of friction-proof rubberized material of conveyor belt quality with excellent UV resistance. Embedded is a four-layered armouring made of woven polyester. The armouring and the two surface layers result in a total thickness of 9 mm.



KOMPAN GreenLine versions are designed with ultimate environmentally friendly materials with lowest possible CO2e emission factor such as EcoCore™ panels of +95% post consumer recycled ocean waste.



# Sustainability Data

PCM000521



Cradle to Gate A1-A3	Total CO <sub>2</sub> emission	CO <sub>2</sub> e/kg	Recycled materials
	kg CO <sub>2</sub> e	kg CO <sub>2</sub> e/kg	%
PCM000521-0650	328.60	1.86	65.10
PCM000521-0601	367.20	2.30	55.50

The overall framework applied for these factors is the Environmental Product Declaration (EPD), which quantifies "environmental information on the life cycle of a product and enable comparisons between products fulfilling the same function" (ISO, 2006). This follows the structure and applies a Life-Cycle Assessment approach to the entire Product stage from raw material through manufacturing (A1-A3))

## Kompan A/S

C.F. Tietgens Boulevard 32C  
DK-5220 Odense SØ  
Denmark



## Verification of CO<sub>2</sub> calculation of: Themed play systems



Data version no. 2023-10-05

The CO<sub>2</sub> calculation and data are in compliance with the principles of a carbon footprint impact according to the GHG protocol (Greenhouse Gas Protocol), Scope 3, cradle to gate related to all individual components in the product category: "Themed play systems" represented by item no.: MSC641100-3717P.

(Scope 3 emissions include emission sources in the upstream and downstream value chain).

**Date: 30. October 2023 | Valid until: 30. October 2025**

**Verified by:**

Julie Marie Vejsgaard Larsen, LCA & EPD Consultant

Verification based on report: Validation of CO<sub>2</sub> calculation of 9 categories of Kompan product line, version 1.0, prepared by: Bureau Veritas HSE, Denmark: Julie M. V. Larsen.

**Publication date: 30. October 2023**

By Bureau Veritas HSE  
www.bureauveritas.dk  
+45 7731 1000

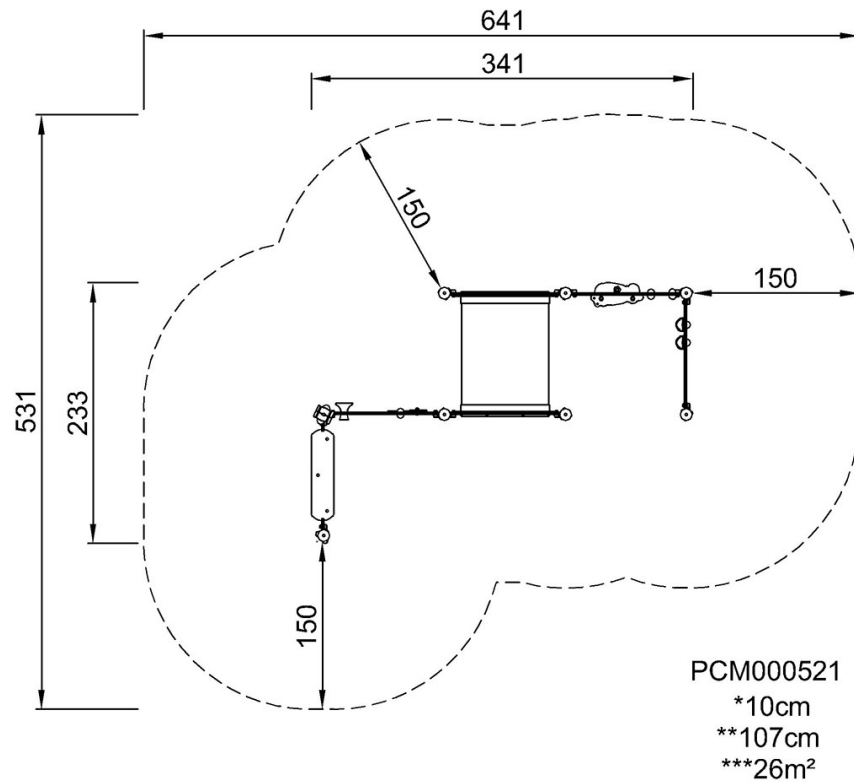


# Talk & Tumble with Tunnel

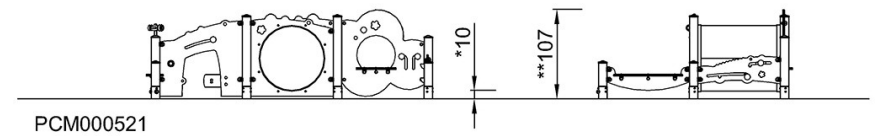
PCM000521

\* Max fall height | \*\* Total height | \*\*\* Safety surfacing area

\* Max fall height | \*\* Total height



[Click to see TOP VIEW](#)



[Click to see SIDE VIEW](#)