

Ocean Giant XL


PCT110621




WOW! The Ocean Giant XL's sky-high climb-slide-meet features attract all children hugely. The Giant offers a unique variety of speedy sliding, gentle swaying and not least challenging climbing. The transparent towers are meandering climbs, promoting thrill and social interaction. This ensures vigorous play, over and over. The slides are main attractions.

The open and closed slide and the challenging banister bars offer each their fast ride. Severe fun, stimulating social-emotional skills such as self-regulation and empathy. The varied climbing activities add choice for all, the transparent climbs add thrill. Climbing here trains cross-coordination, sense of space and muscles. Play shells, talking tube, hammock

and tic-tac-toe create an inviting ground level space. Low climbing and ropes with pods add opportunities for all to socialize and participate in play.

Item no. PCT110621-0901	
General Product Information	
Dimensions LxWxH	968x1124x891 cm
Age group	6+
Play capacity (users)	60
Colour options	



Ocean Giant XL

PCT110621



Internal transparent climbing panel

Physical: supports cross coordination, which supports cross-modal perception. Also trains leg, arm and hand strength. **Social-Emotional:** the see-through panel allows you to watch and contact friends on ground level when up high. **Cognitive:** the see through-effect adds a feeling of thrill when used up high.



Rope climber

Physical: children develop cross coordination when climbing and upper body muscles when pulling themselves upwards in the support ropes. **Social-Emotional:** place for meeting, taking a break and socializing.



Somersault bar

Physical: develop balance, spatial awareness, core, arm and leg muscles, when climbing up and hanging. **Social-Emotional:** meeting, socialising and turn-taking when climbing up and down via bar.



Banister bars

Physical: supports coordination, arm and core muscles. Landing strengthens bone density. **Social-Emotional:** turn-taking and risk-taking.



Tic-tac-toe panel

Social-Emotional: stimulates communication and turn-taking skills. **Cognitive:** support rules understanding, strategic thinking. **Creative:** leaving marks when tumblers are left in new positions.



High spiral tube slide

Physical: develops spatial awareness, sense of balance, trains core muscles when sitting upright going down. **Social-Emotional:** thrill when going down fast. Empathy stimulated by turn-taking. Feeling of security when stopping on slide mouth.



Movable hammock

Physical: sense of balance when swaying, body pressure when lying. Support users lying or seated. **Social-Emotional:** meeting, pushing friends gently back and forth, turn-taking. **Creative:** changing direction and position of hammock.

Ocean Giant XL

PCT110621



Panels of 19mm EcoCore™. EcoCore™ is a highly durable, eco-friendly material, which is not only recyclable after use but also consists of a core produced from 100% recycled material.



All decks are supported by unique designed low-carbon aluminum profiles with multiple attachment options. The grey colored molded decks are made of 75% post-consumer waste PP material with a non-skid pattern and texture surface.



The main posts have an alloy with improved tensile and yield strength to ensure the structural integrity of the high towers are maintained. The posts have a hot-dip galvanised base and powder coated top finish which ensure longevity.

Item no. PCT110621-0901	
Installation Information	
Max. fall height	279 cm
Safety surfacing area	109.0 m²
Total installation time	194.5
Excavation volume	13.07 m³
Concrete volume	6.35 m³
Footing depth (standard)	90 cm
Shipment weight	4,241 kg
Anchoring options	In-ground ✓ Surface ✓
Warranty Information	
EcoCore HDPE	Lifetime
PP Decks	10 years
Ropes & Nets	10 years
Spare Parts Guarantee	10 years
Steel post HDG	Lifetime



Panels are manufactured from high-quality polycarbonate with a thickness of 15mm. The graphic prints are added by a unique multi-layer print process where the inner layer is the image and outer transparent layer functions as protection. Both PC panel and the water-based lacquer are UV stabilised to prevent fading.



Fully welded steel frame with 45° cross welded steel grid of round steel pins with a diameter of 4mm. The airflow panel contributes to the overall structural integrity of the GIANT towers.



Curved and straight tunnel slide of either PE or stainless-steel material and supported by multiple steel rods to a centre steel post. The tunnel slides are designed with perfect curve and inclination for a playful ride.



Sustainability Data

PCT110621



Cradle to Gate A1-A3	Total CO ₂ emission	CO ₂ e/kg	Recycled materials
	kg CO ₂ e	kg CO ₂ e/kg	%
PCT110621-0901	10,082.70	3.05	51.40

The overall framework applied for these factors is the Environmental Product Declaration (EPD), which quantifies "environmental information on the life cycle of a product and enable comparisons between products fulfilling the same function" (ISO, 2006). This follows the structure and applies a Life-Cycle Assessment approach to the entire Product stage from raw material through manufacturing (A1-A3))

Verification of CO₂ calculation of: Play systems



Data version no. 2023-10-05

The CO₂ calculation and data are in compliance with the principles of a carbon footprint impact according to the GHG protocol (Greenhouse Gas Protocol), Scope 3, cradle to gate related to all individual components in the product category: "Play systems" represented by item no.: PCM200321-0950.

(Scope 3 emissions include emission sources in the upstream and downstream value chain).

Date: 30. October 2023 | Valid until: 30. October 2025

Verified by:

Julie Marie Vejsgaard Larsen, LCA & EPD Consultant

Verification based on report: Validation of CO₂ calculation of 9 categories of Kompan product line, version 1.0, prepared by: Bureau Veritas HSE, Denmark: Julie M. V. Larsen.

Publication date: 30. October 2023

Validation of CO₂ calculation method
BUREAU VERITAS
HSE Denmark A/S



By Bureau Veritas HSE
www.bureauveritas.dk
+45 7731 1000



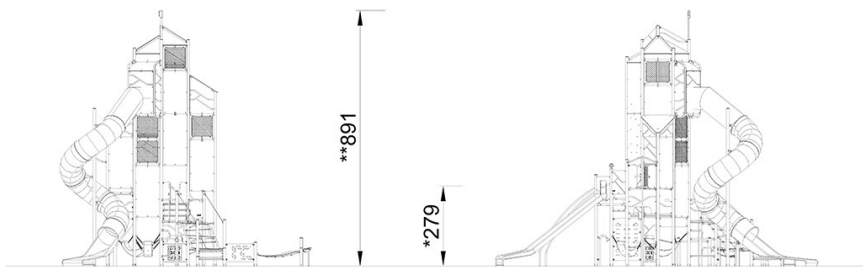
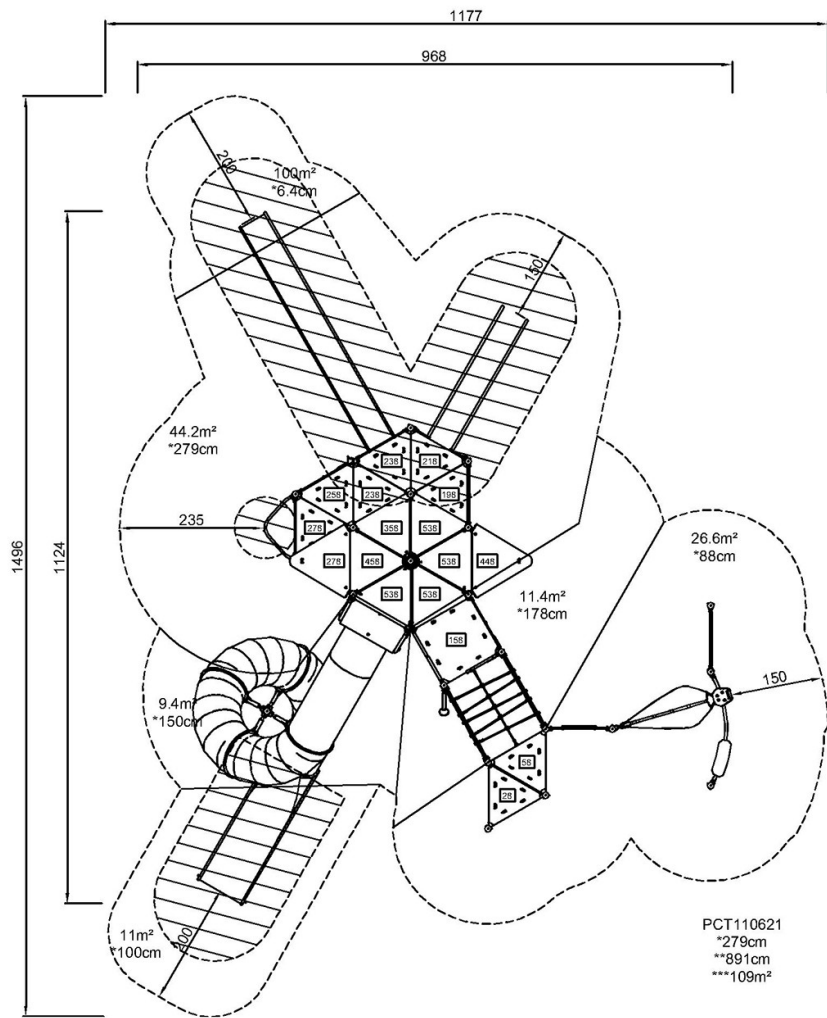
Ocean Giant XL

PCT110621



* Max fall height | ** Total height | *** Safety surfacing area

* Max fall height | ** Total height



PCT110621

[Click to see TOP VIEW](#)

[Click to see SIDE VIEW](#)