

# Castle, Medium




NRO422




The awesome Castle adds a regal touch to the playground, attracting young knights and princesses again and again. With its great distribution of ground level and elevated play options, the Castle allows for a range of ages playing together and invites the whole family. To the front, the Castle has three great, varied climbing entrances, all training balance,

coordination and muscles. The ground level offers play dens, barred windows and cannons to stimulate dramatic play. This stimulates children's language and social skills, when they negotiate play scenarios. On the courtyard side, the Castle opens with bridge and net. The banister bars and slide add thrill to the play experience and in each their way train sense of

balance and space. These motor skills are necessary to navigate the surroundings, e.g. traffic, securely.

Item no. NRO422-1021	
General Product Information	
Dimensions LxWxH	830x781x564 cm
Age group	6+
Play capacity (users)	38
Colour options	  



# Castle, Medium

NRO422



## Slide

**Physical:** sliding develops spatial awareness and a sense of balance. Furthermore, the core muscles are trained when sitting upright going down. **Social-Emotional:** empathy stimulated by turn-taking.



## Banister bars

**Physical:** coordination is supported when going down, as well as arm and core muscles. Landing strengthens bone density, which is built for life in childhood. **Social-Emotional:** turn-taking and risk-taking.



## Boarding net

**Physical:** the inclined net supports the upward climbing movement of the body. Cross coordination and physical strength are trained. The asymmetry of the net challenges the children's climbing.



## Rock climber

**Physical:** supports cross coordination and leg, arm and hand strength. The hand-holds on top ease entry into platform. **Social-Emotional:** the inclination makes climbing feel secure, especially for younger children.



## Draw bridge area

**Physical:** varied rope rails offer levelled challenge of balance and spatial awareness as well as arm, leg and core muscles. **Social-Emotional:** the two rope rails support cooperation, parallel play and positive competition by offering varied difficulty levels in entrance.



## Jail

**Social-Emotional:** invites interaction between sides and cooperative play. **Cognitive:** suggests a theme and supports dramatic play, which stimulates language and communication skills.



## Cannon

**Cognitive:** the cannon set a tangible theme and thus spur dramatic play. Dramatic play supports language and communication skills.

# Castle, Medium

NRO422



All Organic Robinia products by KOMPAN are made of Robinia wood from sustainable European sources. On request it can be supplied as FSC® Certified (FSC® C004450).




The paint used for coloured components is water based environmentally friendly with excellent UV resistance. The paint is in compliance with EN 71 Part 3.




The Robinia products are designed with a KOMPAN colour concept with a number of different standard colours. The wood can also be supplied as untreated or with brown painted with a pigment that maintains the wood colour.

Item no. NRO422-1021	
Installation Information	
Max. fall height	300 cm
Safety surfacing area	75.7 m²
Total installation time	75.2
Excavation volume	4.15 m³
Concrete volume	1.86 m³
Footing depth (standard)	100 cm
Shipment weight	3,420 kg
Anchoring options	In-ground ✓
Warranty Information	
Robinia wood	15 years
Ropes & nets	10 years
Spare parts guaranteed	10 years
Stainless steel components	Lifetime
Stainless steel slide	10 years



The stainless-steel slides with one-piece slide bed are made of high-quality stainless-steel AISI 304.



The product/activities are preassembled from the factory to ensure all safety requirements are considered.



The hardware is made of stainless steel or galvanised steel to ensure durable connections with a high corrosion resistance.





# Sustainability Data

NRO422



Cradle to Gate A1-A3	Total CO <sub>2</sub> emission	CO <sub>2</sub> e/kg	Recycled materials
	kg CO <sub>2</sub> e	kg CO <sub>2</sub> e/kg	%
NRO422-1021	2,468.30	0.77	4.10

The overall framework applied for these factors is the Environmental Product Declaration (EPD), which quantifies "environmental information on the life cycle of a product and enable comparisons between products fulfilling the same function" (ISO, 2006). This follows the structure and applies a Life-Cycle Assessment approach to the entire Product stage from raw material through manufacturing (A1-A3))

**Kompan A/S**  
C.F. Tietgens Boulevard 32C  
DK-5220 Odense SØ  
Denmark



## Verification of CO<sub>2</sub> calculation of: Nature play



Data version no. 2023-10-05

The CO<sub>2</sub> calculation and data are in compliance with the principles of a carbon footprint impact according to the GHG protocol (Greenhouse Gas Protocol), Scope 3, cradle to gate related to all individual components in the product category: "Nature play" represented by item no.: NRO409-0621.

(Scope 3 emissions include emission sources in the upstream and downstream value chain).

**Date: 30. October 2023 | Valid until: 30. October 2025**  
**Verified by:**

Julie Marie Vejsgaard Larsen, LCA & EPD Consultant

Verification based on report: Validation of CO<sub>2</sub> calculation of 9 categories of Kompan product line, version 1.0, prepared by: Bureau Veritas HSE, Denmark: Julie M. V. Larsen.

**Publication date: 30. October 2023**

**By Bureau Veritas HSE**  
www.bureauveritas.dk  
+45 7731 1000

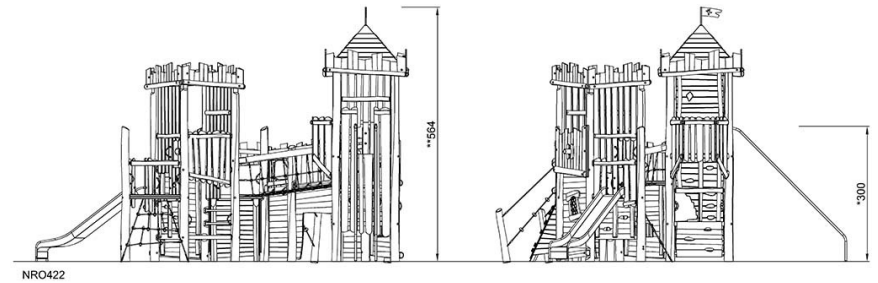
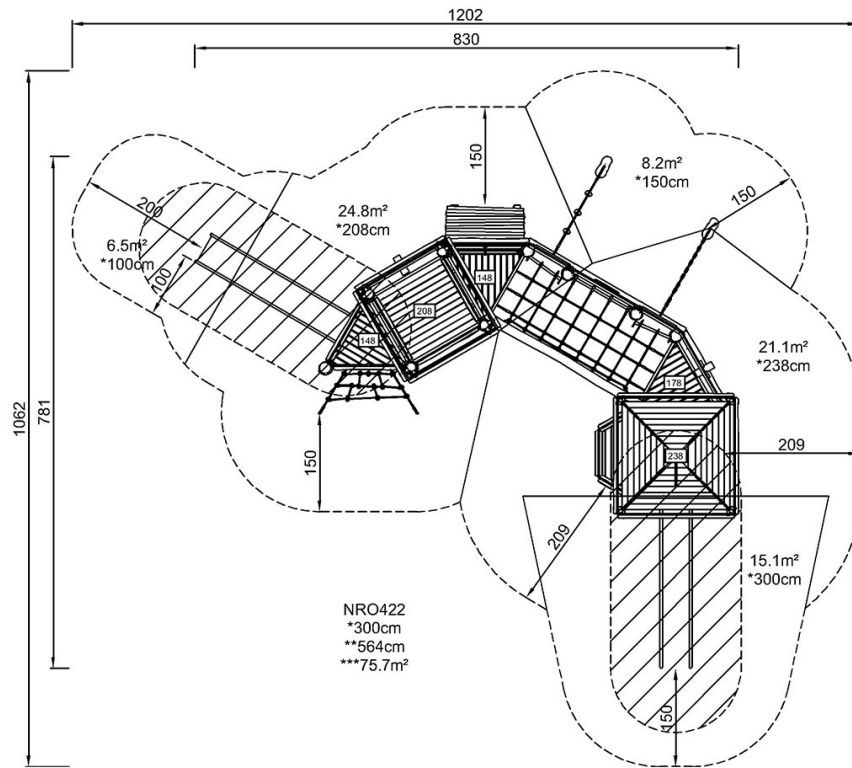


# Castle, Medium

NRO422

\* Max fall height | \*\* Total height | \*\*\* Safety surfacing area

\* Max fall height | \*\* Total height



[Click to see TOP VIEW](#)

[Click to see SIDE VIEW](#)