

Triple Tower with Ramps


PCM301131



Item no. PCM301131-0951

General Product Information

Dimensions LxWxH	957x966x279 cm
Age group	2+
Play capacity (users)	63
Colour options	



This awesome play unit stretches its open arms inviting children of all abilities to come play. Thanks to the rich variety of play events, they will, again and again return and play for a long time. The ramp takes the child to a series of appealing tactile and physical play activities: clock and tic-tac-toe panels invite a break for socialising, training logical thinking and social

interaction. The full package of egresses give all a chance leaving in an exhilarating way. Sliding also trains the sense of balance and space. The curly climber is a hit with its rotating slide down. The climbing wall and net train cross-coordination, fundamental for later reading. The outer part of the unit is as fascinating: the two hammocks invite parallel

play - toddlers' social play. The great music panel adds sound and tonality, supporting logical thinking and creativity.



Data is subject to change without prior notice.

Triple Tower with Ramps

PCM301131



Curly climber

Physical: coordination and proprioception are supported when placing arms and legs correctly for going down. Sense of balance when rotating. Arm muscles for holding tight.
Social-Emotional: empathy stimulated by turn-taking. **Cognitive:** logical thinking when placing arms and legs right for rotating downwards.



Talk tube

Social-Emotional: encourages communication and social interaction.
Cognitive: evokes curiosity and stimulates an understanding of cause and effect and object permanence: objects and persons exist also when out of sight.



Tic-tac-toe panel

Social-Emotional: stimulates communication and turn-taking skills. **Cognitive:** support rules understanding, strategic thinking.
Creative: leaving marks when tumblers are left in new positions.



Accessible ramp

Physical: wheeling or being wheeled up the inclination trains spatial awareness, and in non-electric wheelchairs it trains upper body coordination and strength. Walking or crawling up an inclined surface trains cross coordination. **Cognitive:** the gradual change of height trains the understanding of space and measures for young children.



Desk

Social-Emotional: fine meeting place and a space creator. Sharing and cooperation from both sides create a social scenario that supports communication and cooperation.



Double slide

Physical: sliding develops spatial awareness and a sense of balance. Furthermore, the core muscles are trained when sitting upright going down. **Social-Emotional:** invites socializing, supports parent-child, peer-to-peer play and allows for caregiver assistance. **Cognitive:** young children train their understanding of space, speed and distances when sliding down quickly.



Play sphere

Social-Emotional: can be played from both sides, encouraging cooperation. **Cognitive:** cause and effect understanding. **Creative:** leave a mark and place the spheres at different positions.

Triple Tower with Ramps

PCM301131



Panels of 19mm EcoCore™. EcoCore™ is a highly durable, eco friendly material, which is not only recyclable after use, but also consists of material produced from +95% recycled post consumer material from food packing waste.



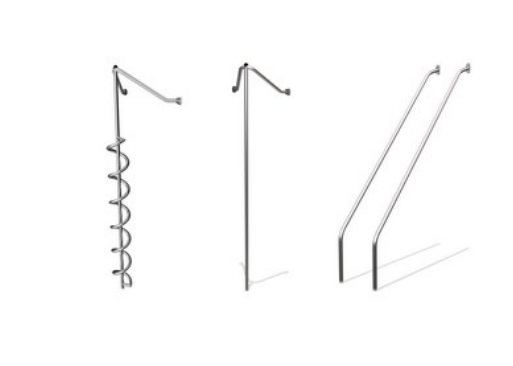
Main posts with hot dip galvanized steel footing are available in different materials: Pressure impregnated pine wood posts. Pre-galvanized inside and outside with powder coated top finish steel posts. Lead free aluminum with color anodized top finish. Greenline TexMade posts of 95% post-consumer recycled PE and textile waste.



All decks are supported by unique designed low-carbon aluminum profiles with multiple attachment options. The grey colored molded decks are made of 75% post-consumer waste PP material with a non-skid pattern and texture surface.



The slides can be chosen in six different colors and three materials: Straight or curved one-piece molded PE slides, made from 33% recycled post-consumer materials in different colours. Combined EcoCore™ sides and stainless-steel. Full stainless steel in one piece design for more vandalism proof solutions.



The stainless-steel activities are made of high-quality stainless steel. The steel is cleaned by a total pickling process after manufacturing to ensure a smooth and clean gliding surfaces.



KOMPAN GreenLine versions are designed with ultimate environmentally friendly materials with lowest possible CO2e emission factor. TexMade post, EcoCore™ panels of 95% post-consumer recycled waste and molded PP decks.

Item no. PCM301131-0951

Installation Information

Max. fall height	204 cm
Safety surfacing area	100.7 m²
Total installation time	59.6
Excavation volume	1.33 m³
Concrete volume	0.10 m³
Footing depth (standard)	85 cm
Shipment weight	2,346 kg
Anchoring options	In-ground ✓ Surface ✓

Warranty Information

EcoCore HDPE	Lifetime
Post	10 years
PP Decks	10 years
Ropes & nets	10 years
Spare parts guaranteed	10 years



Sustainability Data

PCM301131



Cradle to Gate A1-A3	Total CO ₂ emission	CO ₂ e/kg	Recycled materials
	kg CO ₂ e	kg CO ₂ e/kg	%
PCM301131-0951	3,750.40	2.22	50.90
PCM301131-0901	4,049.00	2.53	44.60

The overall framework applied for these factors is the Environmental Product Declaration (EPD), which quantifies "environmental information on the life cycle of a product and enable comparisons between products fulfilling the same function" (ISO, 2006). This follows the structure and applies a Life-Cycle Assessment approach to the entire Product stage from raw material through manufacturing (A1-A3))

Kompan A/S
C.F. Tietgens Boulevard 32C
DK-5220 Odense SØ
Denmark



Verification of CO₂ calculation of: Play systems



Data version no. 2023-10-05

The CO₂ calculation and data are in compliance with the principles of a carbon footprint impact according to the GHG protocol (Greenhouse Gas Protocol), Scope 3, cradle to gate related to all individual components in the product category: "Play systems" represented by item no.: PCM200321-0950.

(Scope 3 emissions include emission sources in the upstream and downstream value chain).

Date: 30. October 2023 | Valid until: 30. October 2025
Verified by:

Julie Marie Vejsgaard Larsen, LCA & EPD Consultant

Verification based on report: Validation of CO₂ calculation of 9 categories of Kompan product line, version 1.0, prepared by: Bureau Veritas HSE, Denmark: Julie M. V. Larsen.

Publication date: 30. October 2023

By Bureau Veritas HSE
www.bureauveritas.dk
+45 7731 1000

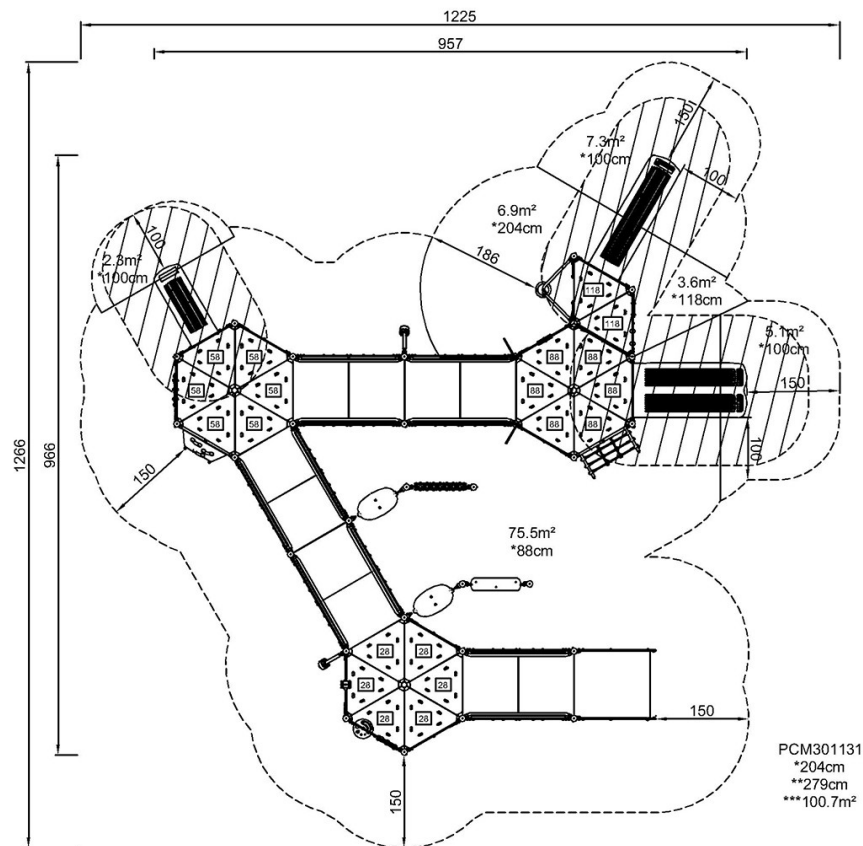


Triple Tower with Ramps

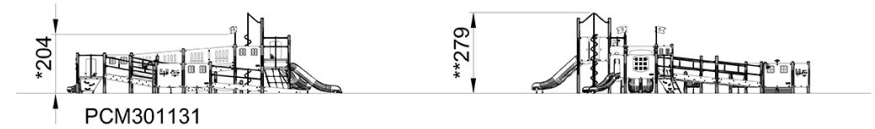
PCM301131

* Max fall height | ** Total height | *** Safety surfacing area

* Max fall height | ** Total height



PCM301131
*204cm
**279cm
***100.7m²



[Click to see TOP VIEW](#)

[Click to see SIDE VIEW](#)