

Multi Deck Playhouse

PCM002521




The multi deck playhouse is an ultimate play attraction for developing toddlers. The many levels and sections stimulate exploration and encourage physical play. Children train cross-coordination when climbing the platforms, a fundamental skill for later reading skills. The playhouse also has a slide which stimulates the sense of balance, important for mastering any

physical activity. Play panels invite exploration: The windows with rubber stimulate tactile play and cross-modal perception, important in later reading. The talk tubes really engage toddlers, by talking in one tube on the playhouse they can speak with their friends on the other side using the second talk tube. This helps build an understanding of turn-taking and helps them to

develop an understanding of object permanence: that objects exist when out of sight.

Item no. PCM002521-0605	
General Product Information	
Dimensions LxWxH	238x363x274 cm
Age group	1+
Play capacity (users)	15
Color options	



Multi Deck Playhouse

PCM002521



Desk with conveyor belt

Physical: tactile stimulation from running hands over rolling spheres on conveyor belt.
Social-Emotional: sharing and cooperation from both sides create a social scenario that supports communication and cooperation.
Cognitive: supports dramatic play scenarios, trains cause and effect understanding.



Talk tube

Social-Emotional: encourages communication and social interaction.
Cognitive: evokes curiosity and stimulates an understanding of cause and effect and object permanence: objects and persons exist also when out of sight.



Slide

Physical: sliding develops spatial awareness and a sense of balance. Furthermore, the core muscles are trained when sitting upright going down. **Social-Emotional:** empathy stimulated by turn-taking. **Cognitive:** young children develop their understanding of space, speed and distances when sliding down quickly.



Abacus

Cognitive: supports understanding of measures.



Balcony

Social-Emotional: the balcony invites meetings and interaction with people on ground level. **Cognitive:** invites dramatic play and performance, which stimulates language development.

Multi Deck Playhouse

PCM002521



Panels of 19mm EcoCore™. EcoCore™ is a highly durable, eco friendly material, which is not only recyclable after use, but is also produced from +95% recycled post consumer material from food packing waste. Wooden panels of impregnated and brown painted pine wood with vertical steel profiles.



Main posts with hot dip galvanized steel footing are available in different materials: Pressure impregnated pine wood posts. Pre-galvanized inside and outside with powder coated top finish steel posts. Lead free aluminum with color anodized top finish. Greenline TexMade posts of 95% post-consumer recycled PE and textile waste.



All decks are supported by unique designed low-carbon aluminum profiles with multiple attachment options. The grey colored molded decks are made of 75% post-consumer waste PP material with a non-skid pattern and texture surface.


Item no. PCM002521-0605

Installation Information

Max. fall height	100 cm
Safety surfacing area	25.8 m²
Total installation time	17.5
Excavation volume	0.39 m³
Concrete volume	0.00 m³
Footing depth (standard)	60 cm
Shipment weight	552 kg
Anchoring options	In-ground ✓ Surface ✓



Roof is made from rotomoulded PE with 33% Post-consumer materials. PE has high impact resistance across a wide temperature span which ensures durability.



The slides can be chosen in six different colors and three materials: Straight or curved one-piece molded PE slides, made from 33% recycled post-consumer materials in different colours. Combined EcoCore™ sides and stainless-steel. Full stainless steel in one piece design for more vandalism proof solutions.



KOMPAN GreenLine versions are designed with ultimate environmentally friendly materials with lowest possible CO2e emission factor such as EcoCore™ panels of +95% post consumer recycled ocean waste.



Sustainability Data

PCM002521



Cradle to Gate A1-A3	Total CO ₂ emission	CO ₂ e/kg	Recycled materials
	kg CO ₂ e	kg CO ₂ e/kg	%
PCM002521-0651	701.40	1.55	72.80
PCM002521-0605	947.30	2.41	57.60

The overall framework applied for these factors is the Environmental Product Declaration (EPD), which quantifies "environmental information on the life cycle of a product and enable comparisons between products fulfilling the same function" (ISO, 2006). This follows the structure and applies a Life-Cycle Assessment approach to the entire Product stage from raw material through manufacturing (A1-A3))

Kompan A/S

C.F. Tietgens Boulevard 32C
DK-5220 Odense SØ
Denmark



Verification of CO₂ calculation of: Play systems



Data version no. 2023-10-05

The CO₂ calculation and data are in compliance with the principles of a carbon footprint impact according to the GHG protocol (Greenhouse Gas Protocol), Scope 3, cradle to gate related to all individual components in the product category: "Play systems" represented by item no.: PCM200321-0950.

(Scope 3 emissions include emission sources in the upstream and downstream value chain).

Date: 30. October 2023 | Valid until: 30. October 2025

Verified by:

Julie Marie Vejsgaard Larsen, LCA & EPD Consultant

Verification based on report: Validation of CO₂ calculation of 9 categories of Kompan product line, version 1.0, prepared by: Bureau Veritas HSE, Denmark: Julie M. V. Larsen.

Publication date: 30. October 2023

By Bureau Veritas HSE
www.bureauveritas.dk
+45 7731 1000

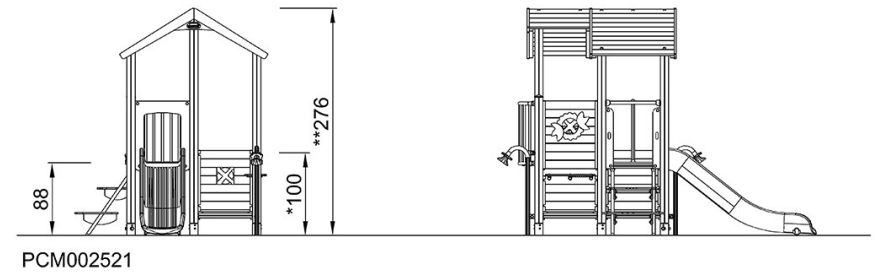
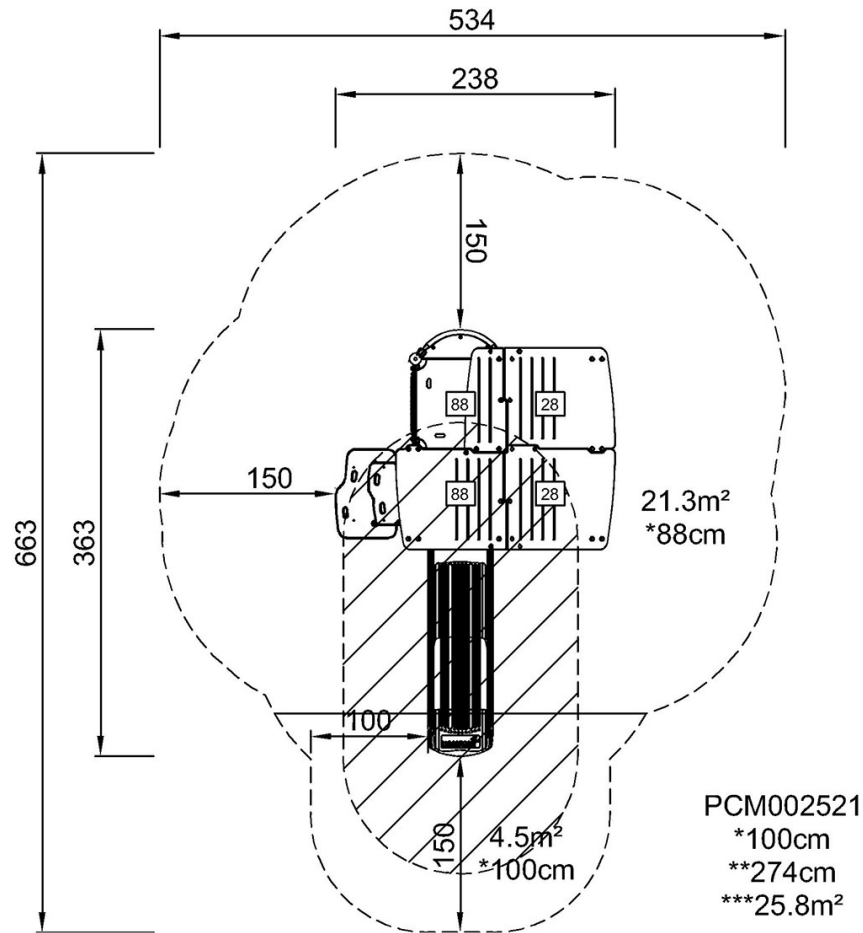


Multi Deck Playhouse

PCM002521

* Max fall height | ** Total height | *** Safety surfacing area

* Max fall height | ** Total height



[Click to see TOP VIEW](#)

[Click to see SIDE VIEW](#)