

Castle Outpost Tower


PCM112821



Item no. PCM112821-0901

General Product Information


Dimensions LxWxH	872x512x470 cm
Age group	4+
Play capacity (users)	28
Colour options	



This super play structure provides a plethora of play challenges and encourages a variety of movement, supporting physical development and overall well-being. This Castle Outpost Tower will inspire young children to challenge themselves to play actively and use their muscles to climb to the top and ride the track rider or glide down the pole to the ground. The

climbing nets promote children to develop cross-coordination and form important neural pathways that support other educational skills such as reading and mathematics. The space under the platform stimulates dramatic play, stimulating language development and socialisation. Gliding on the track rider and the fireman's pole support proprioception and

spatial awareness which are important skills for young children as they grow.



Castle Outpost Tower

PCM112821



Track ride

Physical: supports bone density, motor skills like agility, balance and coordination. Trains arm and core muscles. **Social-Emotional:** cooperation, consideration, turn-taking, risk-taking, self-confidence.



Tower net

Physical: the children have a fast access up the horizontal rungs, and a slower climb up the sloping rungs. The net can be climbed from both sides. **Social-Emotional:** the two-sided net allows for social interaction. The spaciousness invites socialising. **Cognitive:** logical thinking when planning how to best enter the platform from the net.



Rock climber

Physical: supports cross coordination and leg, arm and hand strength. **Social-Emotional:** the inclination makes climbing feel secure, especially for younger children.



Fireman's pole

Physical: supports coordination, arm and core muscles. Landing strengthens bone density. **Social-Emotional:** turn-taking and risk-taking.



Desk

Social-Emotional: fine meeting place and a space creator. Sharing and cooperation from both sides to create a social scenario that supports communication and cooperation.



Cannon

Cognitive: the cannon set a tangible theme and thus spur dramatic play. Dramatic play supports language and communication skills.



Slime door

Physical: tactile stimulation from moving the body through the rubber slime door. **Social-Emotional:** stimulates turn-taking. **Cognitive:** slime door encourages hide-and-seek, peek a boo games. Trains understanding of object permanence.

Castle Outpost Tower

PCM112821



Panels of 19mm EcoCore™. EcoCore™ is a highly durable, eco-friendly material, which is not only recyclable after use but also consists of a core produced from 100% recycled material.



Main posts with hot-dip galvanised steel footing are available in different materials including; pressure impregnated pinewood posts, pre-galvanised posts that are powder-coated or a lead-free aluminium option with an anodised colour top finish.



All decks are supported by unique designed low-carbon aluminum profiles with multiple attachment options. The grey colored molded decks are made of 75% post-consumer waste PP material with a non-skid pattern and texture surface.

Item no. PCM112821-0901

Installation Information

Max. fall height	276 cm
Safety surfacing area	58.6 m²
Total installation time	26.7
Excavation volume	1.36 m³
Concrete volume	0.50 m³
Footing depth (standard)	90 cm
Shipment weight	991 kg
Anchoring options	In-ground ✓ Surface ✓

Warranty Information

EcoCore HDPE	Lifetime
Post	10 years
PP Decks	10 years
Ropes & Nets	10 years
Spare Parts Guarantee	10 years



The slides can be chosen in different materials and colours. Options include straight, or curved moulded PE slides in yellow or grey colour or a full stainless steel option which is a more vandalism proof solutions.



The hang-on puller is designed with a welded steel core and covered with low-density PE housing. The two hot-dip galvanised steel handles are angled to provide the best possible ergonomic while gliding. The wheels of the puller are made of low noise TPU and installed with sealed ball bearings.



Nets and ropes are made of UV-stabilised PA with inner steel cable reinforcement. The rope is induction treated to create a strong connection between steel and rope, which leads to durable weather resistance.



Sustainability Data


PCM112821



Cradle to Gate A1-A3	Total CO ₂ emission	CO ₂ e/kg	Recycled materials
	kg CO ₂ e	kg CO ₂ e/kg	%
PCM112821-0901	1,788.20	2.50	59.20

The overall framework applied for these factors is the Environmental Product Declaration (EPD), which quantifies "environmental information on the life cycle of a product and enable comparisons between products fulfilling the same function" (ISO, 2006). This follows the structure and applies a Life-Cycle Assessment approach to the entire Product stage from raw material through manufacturing (A1-A3))

Verification of CO₂ calculation of: Themed play systems



Data version no. 2023-10-05

The CO₂ calculation and data are in compliance with the principles of a carbon footprint impact according to the GHG protocol (Greenhouse Gas Protocol), Scope 3, cradle to gate related to all individual components in the product category: "Themed play systems" represented by item no.: MSC641100-3717P.

(Scope 3 emissions include emission sources in the upstream and downstream value chain).

Date: 30. October 2023 | Valid until: 30. October 2025

Verified by:

Julie Marie Vejsgaard Larsen, LCA & EPD Consultant

Verification based on report: Validation of CO₂ calculation of 9 categories of Kompan product line, version 1.0, prepared by: Bureau Veritas HSE, Denmark: Julie M. V. Larsen.

Publication date: 30. October 2023



By Bureau Veritas HSE
www.bureauveritas.dk
+45 7731 1000

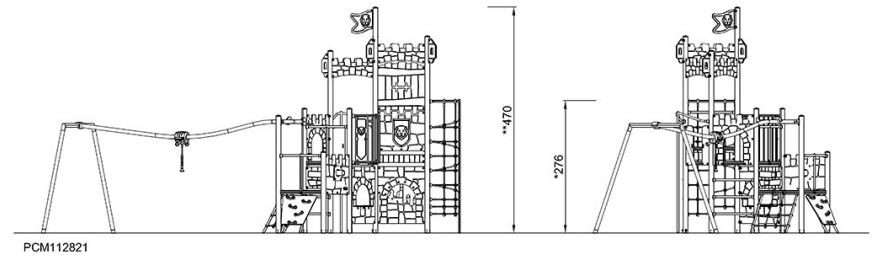
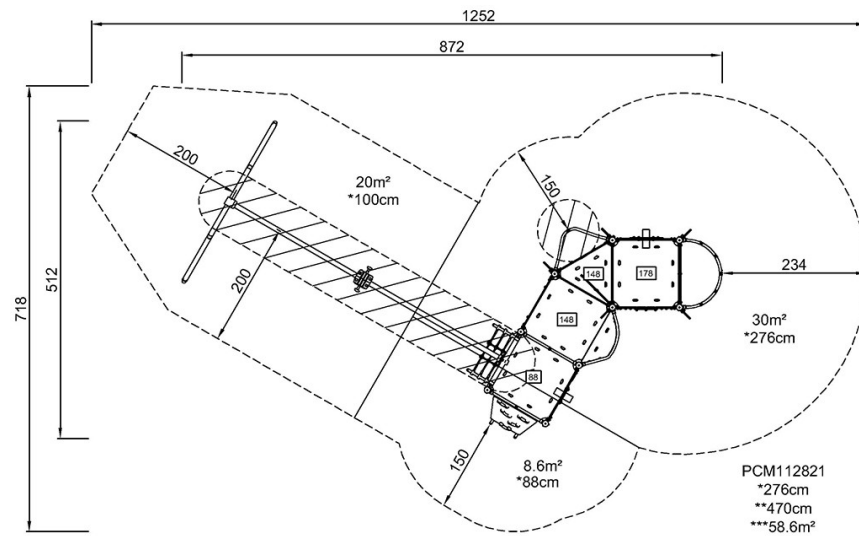


Castle Outpost Tower

PCM112821

* Max fall height | ** Total height | *** Safety surfacing area

* Max fall height | ** Total height



[Click to see TOP VIEW](#)

[Click to see SIDE VIEW](#)