


Embankment Slide, 1.5m width

COR71150



| | |
|-----------------------------|---|
| Item no. COR711501-1230 | |
| General Product Information | |
| Dimensions LxWxH | 362x154x97 cm |
| Age group | 3+ |
| Play capacity (users) | 2 |
| Colour options |  |



The extra wide Embankment Slide is extremely engaging. It makes children loop up hill and slide down again and again. The Embankment Slide will be a main attraction in a playground. Apart from the immense thrill of sliding, the Embankment Slide also supports children in developing important motor skills such as the sense of balance and space. These are

important in managing the world confidently and securely. The repeated loop of sliding and running back up is great training of cardio and muscle strength. The extra width adds a highly desirable rough-and-tumble element to play, when friends go down the slide together. This is a social-emotional benefit, which is further enhanced by the cooperation skills that

children use when sliding together. The extra width allows for caregivers to join in play.




Embankment Slide, 1.5m width

COR71150



Wide slide

Physical: develops spatial awareness, sense of balance and trains core muscles when sitting upright going down. **Social-Emotional:** invites socialising, supports parent-child and peer-to-peer play. **Cognitive:** young children develop their understanding of space, speed and distances when sliding down.



Embankment Slide, 1.5m width

COR71150



The stainless steel components are made of high-quality stainless steel in compliance with global playground standards. The steel is glass blasted after manufacturing to ensure a smooth gliding surface.



At 35°, the slide is set to the optimum angle to ensure children experience thrilling slides while maintaining safety.



Catering to different terrains, the embankment slides are available in 9 lengths ranging from 1 - 3 meters.

| | |
|--------------------------|-------------|
| Item no. COR711501-1230 | |
| Installation Information | |
| Max. fall height | 100 cm |
| Safety surfacing area | 24.4 m² |
| Total installation time | 6.4 |
| Excavation volume | 0.97 m³ |
| Concrete volume | 0.55 m³ |
| Footing depth (standard) | 110 cm |
| Shipment weight | 396 kg |
| Anchoring options | In-ground ✓ |
| Warranty Information | |
| Stainless Steel Slide | 10 years |
| Spare Parts Guarantee | 10 years |



Sustainability Data

COR71150



| Cradle to Gate A1-A3 | Total CO ₂ emission | CO ₂ e/kg | Recycled materials |
|----------------------|--------------------------------|-------------------------|--------------------|
| | kg CO ₂ e | kg CO ₂ e/kg | % |
| COR711501-1230 | 779.00 | 4.20 | 50.00 |

The overall framework applied for these factors is the Environmental Product Declaration (EPD), which quantifies "environmental information on the life cycle of a product and enable comparisons between products fulfilling the same function" (ISO, 2006). This follows the structure and applies a Life-Cycle Assessment approach to the entire Product stage from raw material through manufacturing (A1-A3))

Kompan A/S
C.F. Tietgens Boulevard 32C
DK-5220 Odense SØ
Denmark



Verification of CO₂ calculation of: Corocord



Data version no. 2023-10-05

The CO₂ calculation and data are in compliance with the principles of a carbon footprint impact according to the GHG protocol (Greenhouse Gas Protocol), Scope 3, cradle to gate related to all individual components in the product category: "Corocord" represented by item no.: COR314011-1101.

(Scope 3 emissions include emission sources in the upstream and downstream value chain).

Date: 30. October 2023 | Valid until: 30. October 2025
Verified by:

Julie Marie Vejsgaard Larsen, LCA & EPD Consultant

Verification based on report: Validation of CO₂ calculation of 9 categories of Kompan product line, version 1.0, prepared by: Bureau Veritas HSE, Denmark: Julie M. V. Larsen.

Publication date: 30. October 2023

By Bureau Veritas HSE
www.bureauveritas.dk
+45 7731 1000

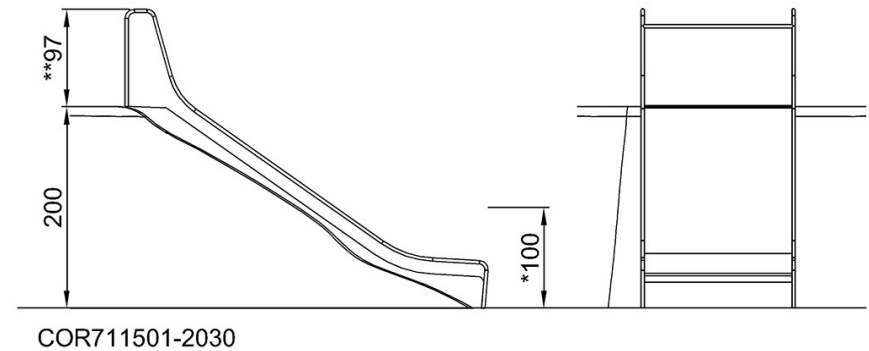
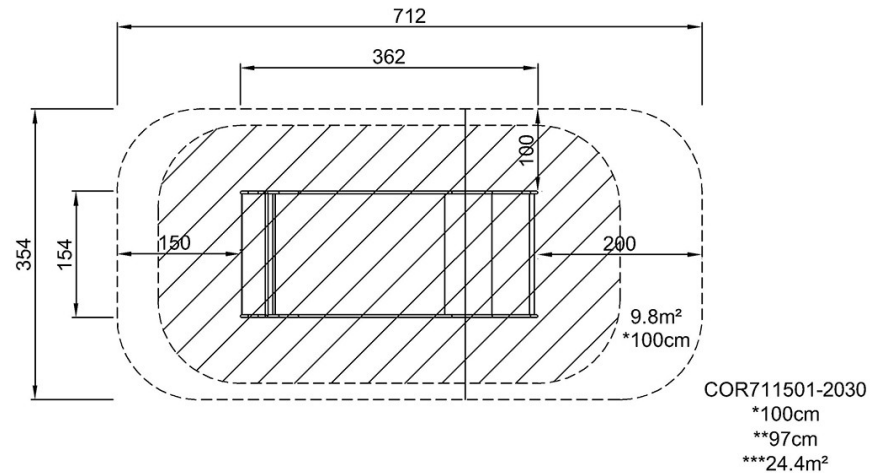


Embankment Slide, 1.5m width

COR71150

* Max fall height | ** Total height | *** Safety surfacing area

* Max fall height | ** Total height



[Click to see TOP VIEW](#)

[Click to see SIDE VIEW](#)