

# Giant L, Sensory


PCT111621

**KOMPAN**  
Let's play

Item no. PCT111621-0901

## General Product Information

Dimensions LxWxH	966x1144x651 cm
Age group	6+
Play capacity (users)	30
Colour options	



WOW! The Giant L, Sensory is awesome aesthetics, fun and function combined. The amazing color changes of the towers attract children from afar. And the thrilling and fun play variety up high and on ground level make them come back again and again. The towers have see-through panels, so that children can sense the thrilling heights, and the meandering climbs

up are over steep steps and open ropes. Apart from being fun, the climbs train the motor skills and muscles intensely. Wild slides provide fast egresses but also train the children's sense of balance and space. On ground level, a wealth of wilder and gentler play activities invite for playing together: Gently swaying hammocks, seats and hangout pods offer points for

socializing and relaxing. The amazing drawing wall adds an opportunity to enjoy the sensory effects of the tactile and responsive two-colored rollers that children can make visual patterns and codes with.



# Giant L, Sensory

PCT111621



## Long tube slide

**Physical:** sliding develops spatial awareness and the sense of balance. **Social-Emotional:** height ensures extra speed and thrill. Stimulates empathy by turn-taking and consideration of others.



## Moiré optic panels

**Physical:** sitting, hanging and leaning on the rope suspended panels train balance and cross-coordination. **Social-Emotional:** discussing the patterns supports negotiating and listening skills, training tolerance and empathy. **Cognitive:** wondering about, understanding and explaining reasons for the pattern support logical thinking skills.



## Hangout pod

**Physical:** sitting and lying enjoying the swaying movements stimulate the sense of balance. **Social-Emotional:** meeting, taking a break is invited. Turn-taking supports the skills necessary to learn how to avoid conflicts.



## Dichroic panels

**Physical:** hanging and leaning on the rope-suspended panels train muscles, balance and cross-coordination. **Social-Emotional:** twisting the panels to create colorful shadows encourage turn-taking and cooperation skills. **Cognitive:** wondering about, understanding and explaining the reasons for the color occurrence support logical thinking skills.



## Banister bars

**Physical:** supports coordination, arm and core muscles. Landing strengthens bone density. **Social-Emotional:** turn-taking and risk-taking.



## Turf membrane

**Physical:** the artificial grass adds a fun feel to the seat and stimulates the sense of touch. **Social-Emotional:** great point for a break or meeting with friends.



## Drawing wall


**Physical:** stimulate fine motor skills and add sensory stimulation when leaning on them. This soothes or invigorates depending on intensity. **Social-Emotional:** the cooperation and turn-taking in making patterns from both sides supports social-emotional skills such as cooperation. **Creative:** the two-colored rollers can be used from both sides, inspiring signal-making and creativity.

# Giant L, Sensory


PCT111621



Hangout pod designed with a welded frame of two steel rings which are hot dip galvanized and powder coated. The membrane consist of friction-proof rubberized material of conveyor belt quality with excellent UV resistance.



Turnable optic panels of two 7mm thick polycarbonate plates with a distance of 40mm. The inside graphic print consist of an inner image layer and outer transparent protection layer. Both PC panel and the water-based lacquer are UV stabilized to prevent fading of the print.



The two colored turnable rollers are made of high quality UV stabilized and reinforced nylon (PA). The rollers are assembled on vertical steel pipes in a welded frame. All steel parts are hot dip galvanized.



Panels of 19mm EcoCore™. EcoCore™ is a highly durable, eco-friendly material, which is not only recyclable after use but also consists of a core produced from 100% recycled material.



All decks are supported by unique designed low-carbon aluminum profiles with multiple attachment options. The grey colored molded decks are made of 75% post-consumer waste PP material with a non-skid pattern and texture surface.



Please note: Dichroic film is a reflective material. As the sun moves around a product, there will be reflections to the environment around, which can be quite bright when the sun is at a certain angle. But as the sun moves, so will the reflections.

Item no. PCT111621-0901

## Installation Information

Max. fall height	298 cm
Safety surfacing area	85.9 m²
Total installation time	67.9
Excavation volume	10.04 m³
Concrete volume	3.91 m³
Footing depth (standard)	90 cm
Shipment weight	2,394 kg
Anchoring options	In-ground ✓ Surface ✓

## Warranty Information

EcoCore HDPE	Lifetime
Painted Toplayer	10 years
PE Slide	10 years
PP Decks	10 years
Spare Parts Guarantee	10 years



# Sustainability Data

PCT111621



Cradle to Gate A1-A3	Total CO <sub>2</sub> emission	CO <sub>2</sub> e/kg	Recycled materials
	kg CO <sub>2</sub> e	kg CO <sub>2</sub> e/kg	%
PCT111621-0901	5,045.60	2.75	48.60

The overall framework applied for these factors is the Environmental Product Declaration (EPD), which quantifies "environmental information on the life cycle of a product and enable comparisons between products fulfilling the same function" (ISO, 2006). This follows the structure and applies a Life-Cycle Assessment approach to the entire Product stage from raw material through manufacturing (A1-A3))

## Verification of CO<sub>2</sub> calculation of: Play systems



Data version no. 2023-10-05

The CO<sub>2</sub> calculation and data are in compliance with the principles of a carbon footprint impact according to the GHG protocol (Greenhouse Gas Protocol), Scope 3, cradle to gate related to all individual components in the product category: "Play systems" represented by item no.: PCM200321-0950.

(Scope 3 emissions include emission sources in the upstream and downstream value chain).

Date: 30. October 2023 | Valid until: 30. October 2025

Verified by:

Julie Marie Vejsgaard Larsen, LCA & EPD Consultant

Verification based on report: Validation of CO<sub>2</sub> calculation of 9 categories of Kompan product line, version 1.0, prepared by: Bureau Veritas HSE, Denmark: Julie M. V. Larsen.

Publication date: 30. October 2023

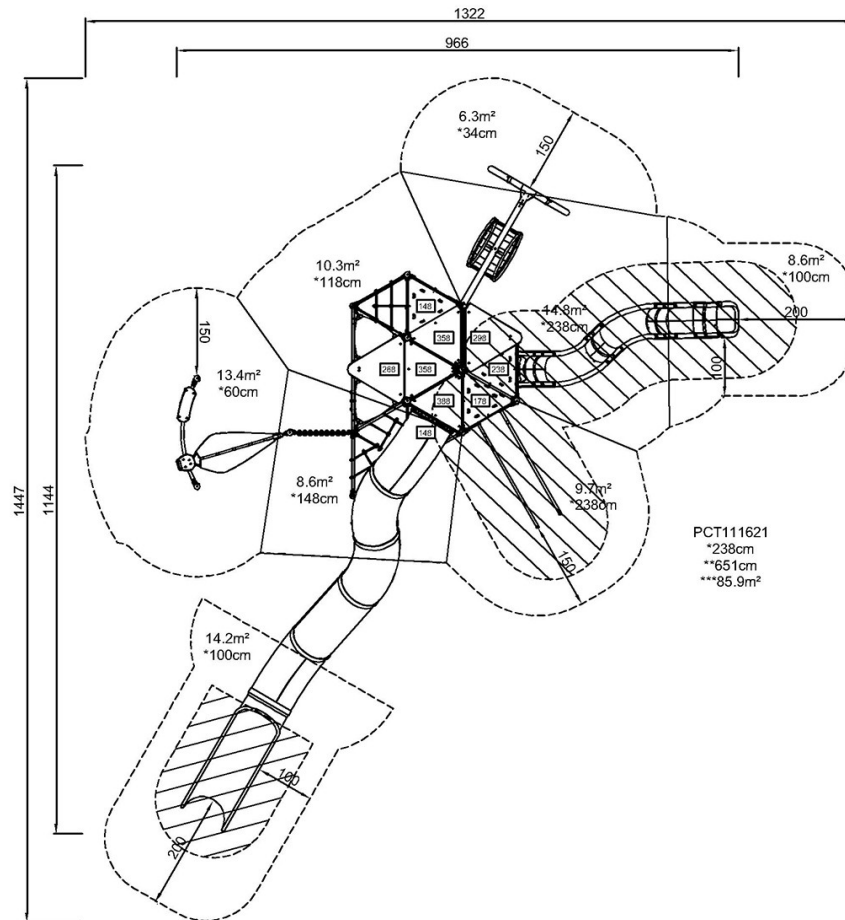


By Bureau Veritas HSE  
www.bureauveritas.dk  
+45 7731 1000



PCT111621

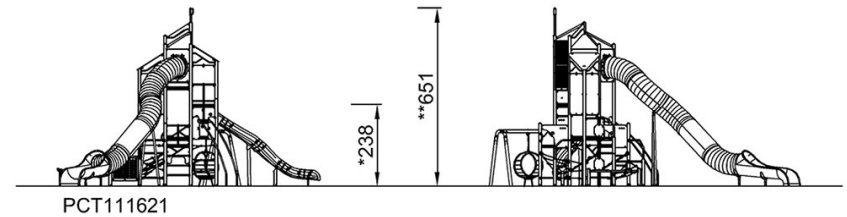
\* Max fall height | \*\* Total height | \*\*\* Safety surfacing area



PCT111621  
\*238cm  
\*\*651cm  
\*\*\*85.9m<sup>2</sup>

[Click to see TOP VIEW](#)

\* Max fall height | \*\* Total height



[Click to see SIDE VIEW](#)