

# Regulus

GXY939

**KOMPAN**  
Let's play




Regulus' bright colours and swaying and bouncy destinations attract and cater for playful children of all abilities. The slanting nets make it possible to stand, sit and lie, thus catering for users of all abilities and a wide age span. All the nets are intertwined which means that children can feel the movement of the other children climbing. The physical feedback,

meeting points and transparency of the nets support fun, social play, for a long time. When children climb, bounce and sway in the Regulus, they train their balance, proprioception and spatial awareness. This supports skills needed for e.g. sitting still at on a chair, concentrating.

Item no. GXY939012-3717

## General Product Information

|                       |                |
|-----------------------|----------------|
| Dimensions LxWxH      | 481x555x265 cm |
| Age group             | 6+             |
| Play capacity (users) | 14             |
| Color options         |                |



# Regulus

GXY939



## Net

**Physical:** cross coordination when climbing or crawling in the net. This supports the cooperation of left and right brain half, important for other skills such as reading. **Social-Emotional:** taking a break together in the net and waiting for others to cross supports social abilities such as cooperation and communication.



## Open triangle plate

**Physical:** arm, leg and core muscles are developed by climbing up and through. Proprioception and spatial awareness are supported, both motor skills that help navigating the body in space. **Social-Emotional:** swaying seat for a break, inviting socializing and turn-taking.



## Ufo

**Physical:** sense of balance when sitting, swaying. Arm and leg muscles develop when holding tight, climbing up.



## Play shell

**Physical:** the swaying movement stimulates the sense of balance, necessary to sit still on a chair. **Social-Emotional:** meeting, taking a break and turn-taking are supported, skills necessary to learn how to avoid conflicts.

# Regulus

GXY939



The steel surfaces of GALAXY are hot dip galvanised inside and outside with lead free zinc. The galvanisation has excellent corrosion resistance in outside environments and requires low maintenance.



Hollow plastic components are made of 100% recyclable PE made from 33% post-consumer materials. The play shell displayed is molded in one piece with minimum 5mm wall thickness to ensure high durability in all climates around the world.



GALAXY climbing triangle with outer soft layer of PUR and corner brackets of moulded nylon (PA6). The core consist of a powder coated welded steel frame with integrated corner suspension points. Larger triangles are closed with an 18mm thick Ekogrip® panel that has a top-layer of rubber with a non-skid effect.

| Item no. GXY939012-3717  |                          |
|--------------------------|--------------------------|
| Installation Information |                          |
| Max. fall height         | 249 cm                   |
| Safety surfacing area    | 49.1 m <sup>2</sup>      |
| Total installation time  | 16.6                     |
| Excavation volume        | 4.47 m <sup>3</sup>      |
| Concrete volume          | 1.62 m <sup>3</sup>      |
| Footing depth (standard) | 90 cm                    |
| Shipment weight          | 528 kg                   |
| Anchoring options        | In-ground ✓<br>Surface ✓ |



The unique designed GALAXY connection ball is made with an inner circular core of aluminium surrounded by a shell of hard PP with a outer layer of soft TPV rubber. Flexible lead free aluminium connectors allow for installation in variable angles.

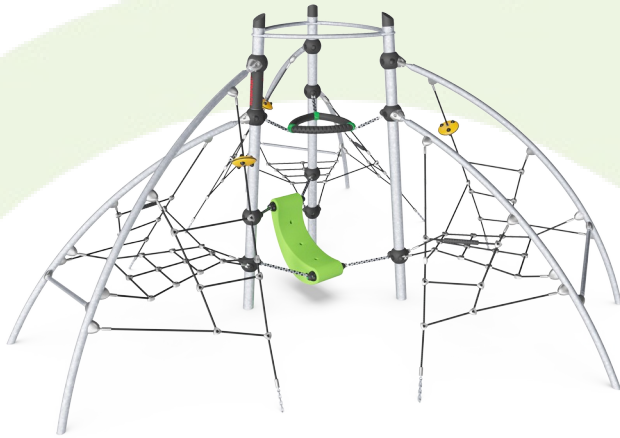


Galaxy products are available in different colour combinations with either hot dip galvanised steel surface treatment or optional with powder top finish of selected steel components. Colours of the activities are adjusted to support the individual colour combination.



# Sustainability Data

GXY939



| Cradle to Gate A1-A3  | Total CO <sub>2</sub> emission | CO <sub>2</sub> e/kg    | Recycled materials |
|-----------------------|--------------------------------|-------------------------|--------------------|
|                       | kg CO <sub>2</sub> e           | kg CO <sub>2</sub> e/kg | %                  |
| <b>GXY939012-3717</b> | 1,511.30                       | 3.64                    | 36.80              |

The overall framework applied for these factors is the Environmental Product Declaration (EPD), which quantifies "environmental information on the life cycle of a product and enable comparisons between products fulfilling the same function" (ISO, 2006). This follows the structure and applies a Life-Cycle Assessment approach to the entire Product stage from raw material through manufacturing (A1-A3))

**KOMPAN**  
Let's play

## Kompan A/S

C.F. Tietgens Boulevard 32C  
DK-5220 Odense SØ  
Denmark



## Verification of CO<sub>2</sub> calculation of: Challengers & Climbers



Data version no. 2023-10-05

The CO<sub>2</sub> calculation and data are in compliance with the principles of a carbon footprint impact according to the GHG protocol (Greenhouse Gas Protocol), Scope 3, cradle to gate related to all individual components in the product category: "Challengers & Climbers" represented by item no.: BLX410301-3717.

(Scope 3 emissions include emission sources in the upstream and downstream value chain).

**Date: 30. October 2023 | Valid until: 30. October 2025**

**Verified by:**

Julie Marie Vejsgaard Larsen, LCA & EPD Consultant

Verification based on report: Validation of CO<sub>2</sub> calculation of 9 categories of Kompan product line, version 1.0, prepared by: Bureau Veritas HSE, Denmark: Julie M. V. Larsen.

**Publication date: 30. October 2023**

By Bureau Veritas HSE  
www.bureauveritas.dk  
+45 7731 1000

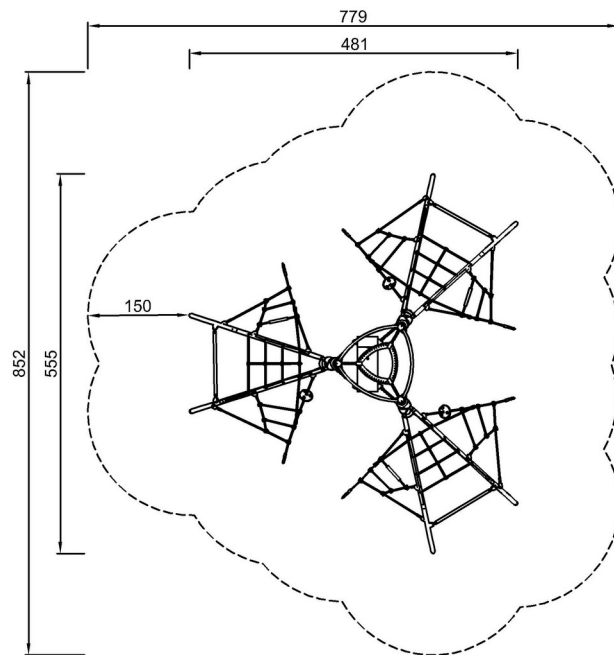


# Regulus

GXY939

\* Max fall height | \*\* Total height | \*\*\* Safety surfacing area

\* Max fall height | \*\* Total height



GXY939012-xx17  
\*249cm  
\*\*265cm  
\*\*\*49.1m<sup>2</sup>



GXY939012

[Click to see TOP VIEW](#)

[Click to see SIDE VIEW](#)