

Kuma

GXY903

KOMPAN
Let's play





With its quirky angles and shapes, KUMA encourages exploration amongst 6-12 year-olds. The curved climbing structure has varying degrees of difficulty and intensely trains children's coordination, proprioception, and sense of balance, and fine motor skills. The curved climbing wall with colour spotted cleats encourages children to race to the top.

Explorers are then presented with the opportunity to hang out with friends in the gently-rocking Playshell seat or to tackle the overhead cable ladder to balance on the triangular rocking frames.

Item no. GXY903012-3717

General Product Information

| | |
|-----------------------|----------------|
| Dimensions LxWxH | 723x281x265 cm |
| Age group | 6+ |
| Play capacity (users) | 17 |
| Colour options | |





Curved climbing wall

Physical: children develop their cross-body coordination, proprioception and leg, arm and hand strength. Climbing on a curved surface challenges muscles.



Asteroid belt

Physical: sense of space when sitting, swaying. Arm and core muscles when walking in arms. Develops children's upper body muscles and arm strength along with cross coordination. **Social-Emotional:** point from which to see and be seen, socialising for bigger groups of children.



Play shell

Physical: the swaying movement stimulates the sense of balance, necessary to sit still on a chair. **Social-Emotional:** taking a break and turn-taking are supported, skills necessary to learn how to avoid conflicts.



Rope ladder

Physical: climbing the ladder supports cross coordination and trains leg and arm muscles.



Open triangle plate

Physical: arm, leg and core muscles are developed when climbing up and through. Proprioception and spatial awareness are supported. **Social-Emotional:** swaying seat for a break, inviting socializing and turn-taking.



Twisted ladder

Physical: agility, balance and coordination. Muscle strength when swinging up for gripping handle. **Social-Emotional:** resting point, turn-taking and socialising.



Teardrop handle

Physical: develops upper body muscles, when pulling yourself up or hanging from your arms.

Kuma

GXY903



The steel surfaces of GALAXY are hot-dip galvanised inside and outside with lead-free zinc. The galvanisation has excellent corrosion resistance and requires low maintenance.



More substantial play activities are made of 100% recyclable PE. The play shell displayed is moulded in one piece with a minimum 5mm wall thickness. PE has high impact resistance across a wide temperature span which ensures vandal resistance in all locations.



GALAXY climbing triangle with an outer soft layer of PUR and corner brackets of moulded nylon (PA6). The core consists of a powder-coated welded steel frame with integrated corner suspension points. Larger triangles are closed with an 18mm thick Ekogrip® panel that has a top layer of rubber with a non-skid effect.



The curved climbing wall is manufactured from a steel frame and an Ekogrip® panel with unique designed climbing cleats. The Ekogrip® panel is constructed from a 5mm thick PE base with 3 mm top-layer of rubber with a non-skid effect.



The unique designed GALAXY connection ball is produced with an inner circular core of aluminium surrounded by a shell of hard PP with an outer layer of soft TPV rubber. Flexible lead-free aluminium connectors allow for installation in variable angles.



Galaxy products are available in different colour combinations with either hot-dip galvanised steel surface treatment or a powder-coated finish to selected steel components. Colours of the activities are adjusted to support the individual colour combination.

Item no. GXY903012-3717

Installation Information

| | |
|--------------------------|--------------------------|
| Max. fall height | 252 cm |
| Safety surfacing area | 48.3 m ² |
| Total installation time | 19.5 |
| Excavation volume | 4.27 m ³ |
| Concrete volume | 1.46 m ³ |
| Footing depth (standard) | 90 cm |
| Shipment weight | 644 kg |
| Anchoring options | In-ground ✓ Surface ✓ |

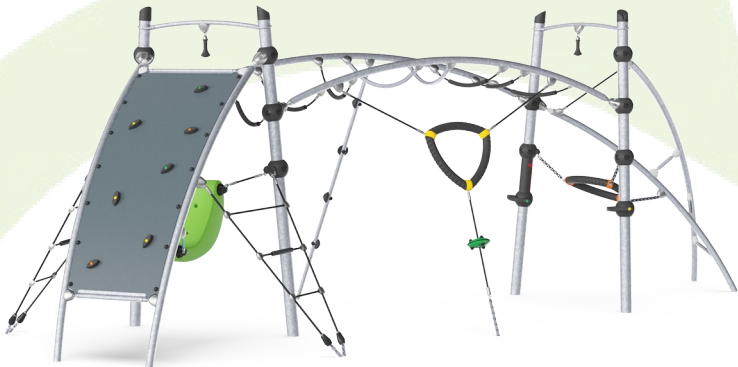
Warranty Information

| | |
|------------------------|----------|
| Galaxy connection ball | 5 years |
| Galvanised Steel | Lifetime |
| PUR Components | 10 years |
| Ropes & Nets | 10 years |
| Spare Parts Guarantee | 10 years |



Sustainability Data

GXY903



| Cradle to Gate A1-A3 | Total CO ₂ emission | CO ₂ e/kg | Recycled materials |
|----------------------|--------------------------------|-------------------------|--------------------|
| | kg CO ₂ e | kg CO ₂ e/kg | % |
| GXY903012-3717 | 1,746.40 | 3.42 | 35.80 |

The overall framework applied for these factors is the Environmental Product Declaration (EPD), which quantifies "environmental information on the life cycle of a product and enable comparisons between products fulfilling the same function" (ISO, 2006). This follows the structure and applies a Life-Cycle Assessment approach to the entire Product stage from raw material through manufacturing (A1-A3))

Kompan A/S
C.F. Tietgens Boulevard 32C
DK-5220 Odense SØ
Denmark



Verification of CO₂ calculation of: Challengers & Climbers



Data version no. 2023-10-05

The CO₂ calculation and data are in compliance with the principles of a carbon footprint impact according to the GHG protocol (Greenhouse Gas Protocol), Scope 3, cradle to gate related to all individual components in the product category: "Challengers & Climbers" represented by item no.: BLX410301-3717.

(Scope 3 emissions include emission sources in the upstream and downstream value chain).

Date: 30. October 2023 | Valid until: 30. October 2025
Verified by:

Julie Marie Vejsgaard Larsen, LCA & EPD Consultant

Verification based on report: Validation of CO₂ calculation of 9 categories of Kompan product line, version 1.0, prepared by: Bureau Veritas HSE, Denmark: Julie M. V. Larsen.

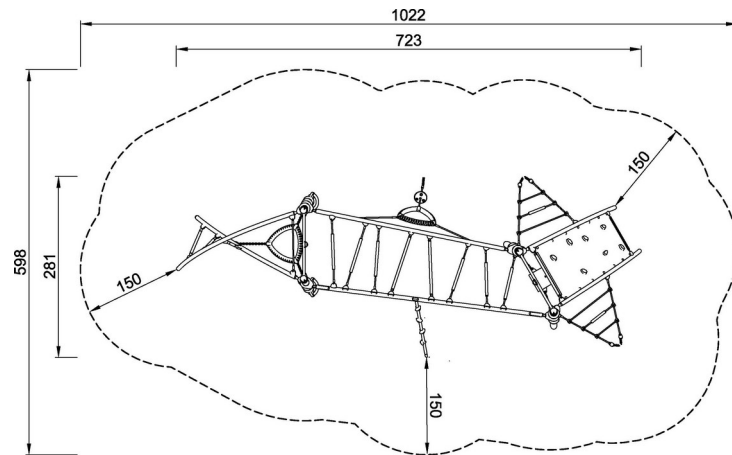
Publication date: 30. October 2023

By Bureau Veritas HSE
www.bureauveritas.dk
+45 7731 1000



* Max fall height | ** Total height | *** Safety surfacing area

* Max fall height | ** Total height



GXY903012-xx17
*252cm
**265cm
***48.3m²



GXY903012

[Click to see TOP VIEW](#)

[Click to see SIDE VIEW](#)