


Draco

GXY943

Item no. GXY943032-3717

General Product Information

Dimensions LxWxH	33'8"x27'0"x8'8"
Age group	5 - 12
Play capacity (users)	28
Color options	



With its quirky angles and shapes, DRACO attracts adventurous play explorations in 5-12 year olds. They will return again and again due to the play variation. The curved climbing wall invites a challenging climb to the top where there is a bouncy play shell seat or the swaying overhead bridge. The open triangle plate invites a swaying climb up or down, or a nice

seat. The Stabile invites climbing through, up and down. The wide variety of climbing, bouncing, swaying and hanging activities of the Meteor Shower link ensure play capacity. The combination of swaying, bouncy, sturdy climbs intensely train the child's agility, balance and coordination, all important motor skills for navigating traffic safely. The muscles are

strengthened intensely from crawling, climbing and holding tight. The many meeting points with bouncy, swaying seats facilitate cooperation and turn-taking, social-emotional skills easily learned in play.





Open triangle plate

Physical: arm, leg and core muscles are developed when climbing up/through. Proprioception and spatial awareness are also supported, both motor skills that help navigating the body in space. **Social-Emotional:** swaying, bouncy seat for a break, inviting socializing and turn-taking.



Jacob's ladder

Physical: cross coordination and spatial awareness as well as upper body muscles when hanging with arms. This is especially important due to the sedentary lifestyles of today's children. **Social-Emotional:** turn-taking and cooperation. **Cognitive:** logical thinking when going from 2nd to 3rd step, changing feet.



Meteor shower link

Physical: agility, balance and coordination when climbing and swaying on ropes. Arm, leg, and core muscles are strengthened. These are important for posture control and sitting still. **Social-Emotional:** turn-taking and consideration of others when climbing through. These skills are hard to teach but easy to learn in play.



Asteroid belt

Physical: sense of space when sitting, swaying. Arm and core muscles when walking in arms. Develops children's upper body muscles and arm strength along with cross coordination. **Social-Emotional:** point from which to see and be seen, socializing for bigger groups of children.



Curved climbing wall

Physical: children develop their cross-body coordination, proprioception and leg, arm and hand strength. Climbing on a curved surface is an extra challenge to muscles.



Play shell

Physical: the swaying movement stimulates the sense of balance, necessary to sit still on a chair. **Social-Emotional:** meeting, taking a break and turn-taking are supported, skills necessary to learn how to avoid conflicts.



Rocking tube

Physical: muscle strength, balance and coordination when climbing up and down, rocking and holding tight.



The steel surfaces of GALAXY are hot dip galvanized inside and outside with lead free zinc. The galvanization has excellent corrosion resistance in outside environments and requires low maintenance.



Larger activities are made of 100% recyclable PE. The play shell displayed is molded in one piece with a minimum 5mm wall thickness. PE has high impact resistance across a wide temperature span which ensures vandal resistance in all locations.



GALAXY climbing triangle with outer soft layer of PUR and corner brackets of moulded nylon (PA6). The core consist of a powder coated welded steel frame with integrated corner suspension points. Larger triangles are closed with an 18mm thick Ekogrip® panel that has a top-layer of rubber with a non-skid effect.



The curved climbing wall is made of a steel frame supported Ekogrip® panel with unique designed climbing cleats. The Ekogrip® panel consist of a 15mm thick PE base with 3 mm top-layer of rubber with a non-skid effect.



The unique designed GALAXY connection ball is made with an inner circular core of aluminium surrounded by a shell of hard PP with a outer layer of soft TPV rubber. Flexible lead free aluminium connectors allow for installation in variable angles.



Galaxy products are available in different color combinations with either hot dip galvanized steel surface treatment or optional with powder top finish of selected steel components. Colors of the activities are adjusted to support the individual color combination.

Item no. GXY943032-3717	
Installation Information	
Max. fall height	8'5"
Safety surfacing area	995ft²
Total installation time	32.8
Excavation volume	9.27yd³
Concrete volume	3.03yd³
Footing depth (standard)	2'11"
Shipment weight	2523lbs
Anchoring options	In-ground ✓ Surface ✓
Warranty Information	
EcoCore HDPE	Lifetime
Galaxy connection ball	5 Years
Hot dip galvanized steel	Lifetime
Ropes & nets	10 Years
Spare Parts Availability	10 Years

Elevated activities 0	Accessible elevated activities	Accessible ground level activities	Accessible ground level play types
Present	0	7	3
Required	0	3	3

ASTM
F1487
compliant

Sustainability Data

GXY943



Cradle to Gate A1-A3	Total CO ₂ emission	CO ₂ e/kg	Recycled materials
	kg CO ₂ e	kg CO ₂ e/kg	%
GXY943032-3717	3,118.50	3.26	37.80


The overall framework applied for these factors is the Environmental Product Declaration (EPD), which quantifies "environmental information on the life cycle of a product and enable comparisons between products fulfilling the same function" (ISO, 2006). This follows the structure and applies a Life-Cycle Assessment approach to the entire Product stage from raw material through manufacturing (A1-A3))

Kompan A/S

C.F. Tietgens Boulevard 32C
DK-5220 Odense SØ
Denmark



Verification of CO₂ calculation of: Challengers & Climbers



Data version no. 2023-10-05

The CO₂ calculation and data are in compliance with the principles of a carbon footprint impact according to the GHG protocol (Greenhouse Gas Protocol), Scope 3, cradle to gate related to all individual components in the product category: "Challengers & Climbers" represented by item no.: BLX410301-3717.

(Scope 3 emissions include emission sources in the upstream and downstream value chain).

Date: 30. October 2023 | Valid until: 30. October 2025

Verified by:

Julie Marie Vejsgaard Larsen, LCA & EPD Consultant

Verification based on report: Validation of CO₂ calculation of 9 categories of Kompan product line, version 1.0, prepared by: Bureau Veritas HSE, Denmark: Julie M. V. Larsen.

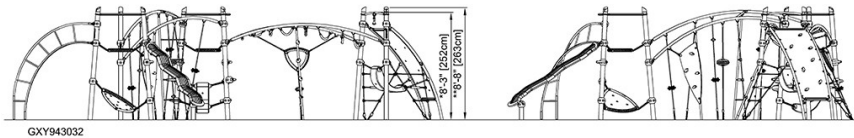
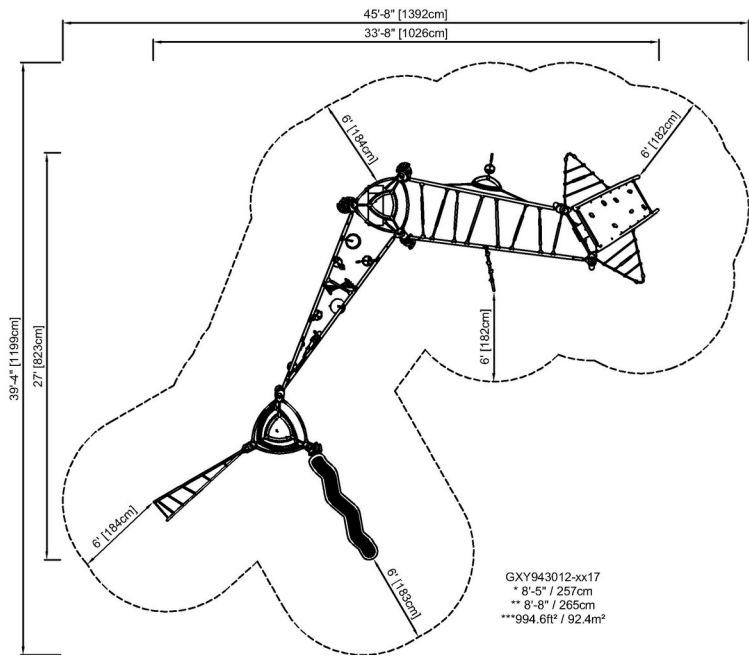
Publication date: 30. October 2023

By Bureau Veritas HSE
www.bureauveritas.dk
+45 7731 1000



* Max fall height | ** Total height | *** Safety surfacing area

* Max fall height | ** Total height



[Click to see TOP VIEW](#)

[Click to see SIDE VIEW](#)