




Little Mermaid, Ugly Duckling & Castle

MSC6433



Item no. MSC643300-3717P	
General Product Information	
Dimensions LxWxH	743x449x368 cm
Age group	2+
Play capacity (users)	25
Colour options	



The climbing wall and easy access invite climbers to choose their own way to reach the top. The climbing wall challenges children's problem solving abilities and is suitable for different skill levels - the left side is an easier route than the right. There is a fun slide leaving from the ship side and on balcony on the other side children can quickly slide down the fireman's pole descending from the castle. Children will be delighted to find different shelters underneath the structure, one where they can look out of the pearl window or play

within the farm shop or the dens on at the other end of the structure also having a little bench. The bench can be used as a counter for constructive play or as a place to just sit. The Ugly Duckling facade has a waste number manipulative element like a small scale, nest with moveable eggs and chicken. The ugly duckling with turntable wing and egg laying hens. The Little Mermaid facade holds numerous amount of manipulative elements like a crab that catches a starfish, gearing water flowers, and also tactile elements like

rubber eel and Mermaid tail. The play structure is supported with a climbing net anchored up with a smaller tower with roof. This connection extends the play variety and invites more players. The climbing journey starts at the straight climbing wall of the little tower with a slide. More climbing means coping with a 3 dimensional net, followed by a net section with a challenging pattern. After entering the single structure, the choice is: take the Fireman's pole out or climb down the slanting climbing wall - forwards or backwards

Little Mermaid, Ugly Duckling & Castle

MSC6433



Fireman's pole

Physical: coordination is supported when going down, as well as arm and core muscles. Landing strengthens bone density, which is built for life in early childhood. **Social-Emotional:** turn-taking and risk-taking. **Cognitive:** young children develop their understanding of space, speed and distances when gliding down fast.



Slide

Physical: sliding develops spatial awareness and a sense of balance. Furthermore, the core muscles are trained when sitting upright going down. **Social-Emotional:** empathy stimulated by turn-taking. **Cognitive:** young children develop their understanding of space, speed and distances when sliding down quickly.




Book with QR-code

Cognitive: scan the code and access a range of e-books and educational games in your native or 15 other languages. Scanning in a range of e-books with fairytales or playful learning games, centered around languages and story-telling. **Creative:** scanning in an AR (Augmented Reality) element that allows for creating photos in real time with figures from the Hans Christian Andersen fairytales.



Egg-laying hens

Social-Emotional: parallel play: two of same activity. **Cognitive:** hand-eye coordination. cause and effect understanding and language skills are trained when tilting the hen and finding the egg.



Rock climber

Physical: supports cross coordination and leg, arm and hand strength. **Social-Emotional:** the inclination makes climbing feel secure, especially for younger children.



Nest with eggs

Social-Emotional: eggs can be run from both sides of the panel, supporting cooperation and turn-taking skills. **Cognitive:** cause and effect understanding and language skills are trained when describing the movement of the eggs. **Creative:** placing the eggs in different patterns and positions, leaving a mark.



Farm shop scoop scale


Social-Emotional: parallel play and turn-taking skills. **Cognitive:** hand eye coordination, cause and effect understanding and logical thinking.

Little Mermaid, Ugly Duckling & Castle

MSC6433



Panels of 19mm EcoCore™. EcoCore™ is a highly durable, eco friendly material, which is not only recyclable after use, but also consists of material produced from +95% recycled post consumer material from food packing waste.



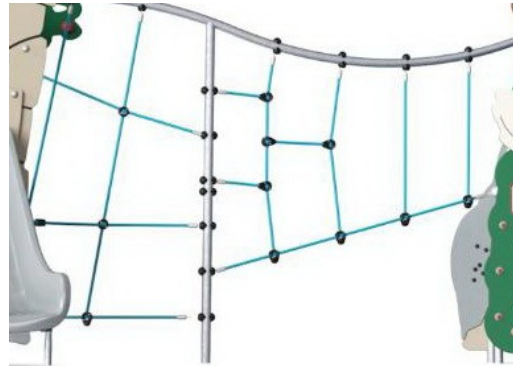
All floors are made of High-Pressure Laminate HPL with a thickness 17.8mm and non skid surface texture according to EN 438-6. KOMPAN HPL has high wearing strength to ensure long lifetime in all climates.



Curved climbing wall is made of Ekogrip® panel that consist of a 15mm thick PE base with 3 mm top-layer of soft rubber with a non-skid effect.



Molded PE slides made with 33% post-consumer materials in different colors in one-piece design with a wall thickness of minimum 5mm. The PE is tested for UV stability and has excellent impact strength and it is usable within a large temperature span.



Climbing nets are made of UV-stabilised PP rope with inner steel cable reinforcement. The rope is induction treated to obtain maximum fixation between steel and rope which provides excellent wear and tear resistance. All rope connectors are made of 100% recyclable PA material.



The steel surfaces are hot dip galvanised inside and outside with lead free zinc. The galvanisation has excellent corrosion resistance in outside environments and requires low maintenance.

Item no. MSC643300-3717P	
Installation Information	
Max. fall height	193 cm
Safety surfacing area	51.4 m²
Total installation time	41.1
Excavation volume	1.54 m³
Concrete volume	0.00 m³
Footing depth (standard)	90 cm
Shipment weight	1,109 kg
Anchoring options	In-ground ✓ Surface ✓
Warranty Information	
EcoCore HDPE	Lifetime
Hot dip galvanised steel	Lifetime
HPL decks	15 years
Ropes & nets	10 years
Spare parts guaranteed	10 years



Sustainability Data


MSC6433



Cradle to Gate A1-A3	Total CO ₂ emission	CO ₂ e/kg	Recycled materials
	kg CO ₂ e	kg CO ₂ e/kg	%
MSC643300-3717P	1,936.20	2.16	57.80

The overall framework applied for these factors is the Environmental Product Declaration (EPD), which quantifies "environmental information on the life cycle of a product and enable comparisons between products fulfilling the same function" (ISO, 2006). This follows the structure and applies a Life-Cycle Assessment approach to the entire Product stage from raw material through manufacturing (A1-A3))

Verification of CO₂ calculation of: Themed play systems



Data version no. 2023-10-05

The CO₂ calculation and data are in compliance with the principles of a carbon footprint impact according to the GHG protocol (Greenhouse Gas Protocol), Scope 3, cradle to gate related to all individual components in the product category: "Themed play systems" represented by item no.: MSC641100-3717P.

(Scope 3 emissions include emission sources in the upstream and downstream value chain).

Date: 30. October 2023 | Valid until: 30. October 2025

Verified by:

Julie Marie Vejsgaard Larsen, LCA & EPD Consultant

Verification based on report: Validation of CO₂ calculation of 9 categories of Kompan product line, version 1.0, prepared by: Bureau Veritas HSE, Denmark: Julie M. V. Larsen.

Publication date: 30. October 2023



By Bureau Veritas HSE
www.bureauveritas.dk
+45 7731 1000



MSC6433

* Max fall height | ** Total height | *** Safety surfacing area

* Max fall height | ** Total height



5 / 04/29/2024

Data is subject to change without prior notice.