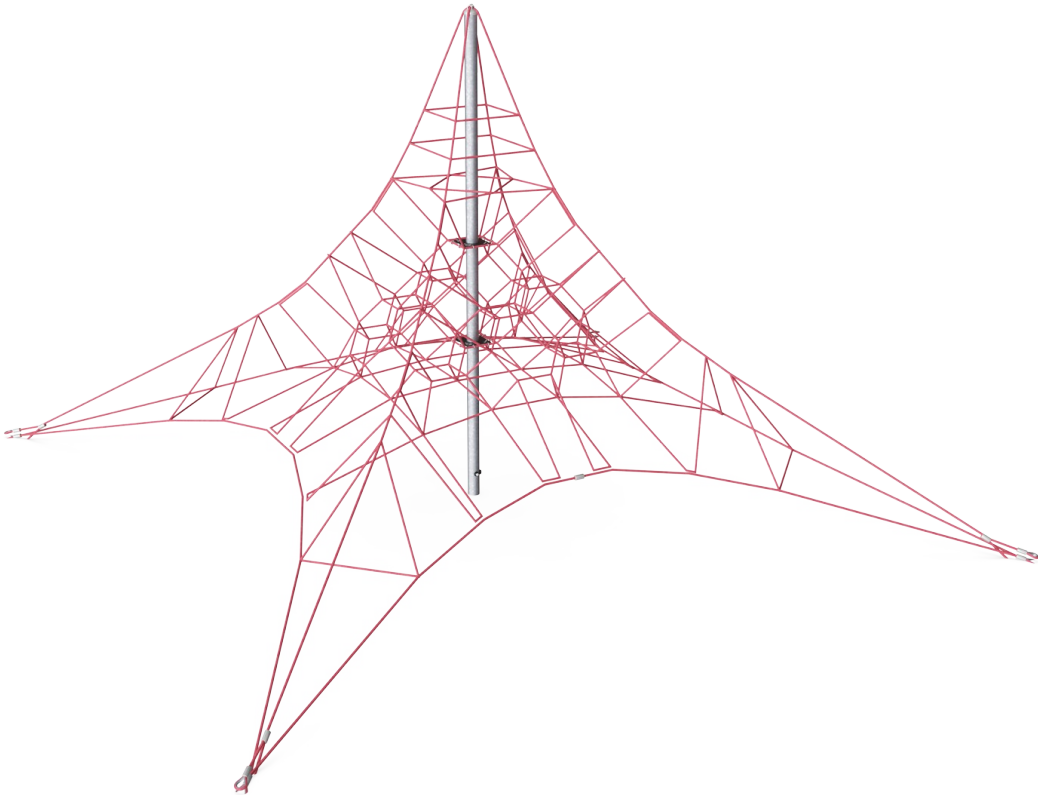


Midi Spacenet

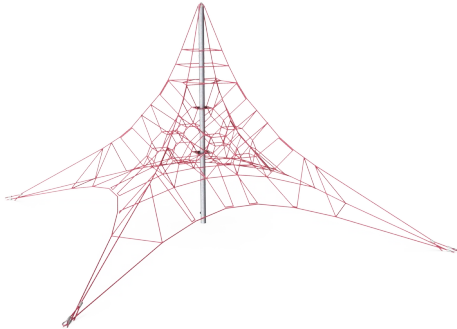

COR31331



The Midi Spacenet is a bouncy, transparent play structure that encourages children to climb to the top. The feeling of achievement when having climbed to the top is phenomenal, attracting children again and again trying different routes each time in a fun but challenging way. The Midi Spacenet trains motor skills' ABC: Agility, Balance and

Coordination. Major muscle groups are used when children climb, including; arms push and pull, legs push and the core provides stability.

Item no. COR313311-1101	
General Product Information	
Dimensions LxWxH	660x660x453 cm
Age group	3+
Play capacity (users)	30
Colour options	




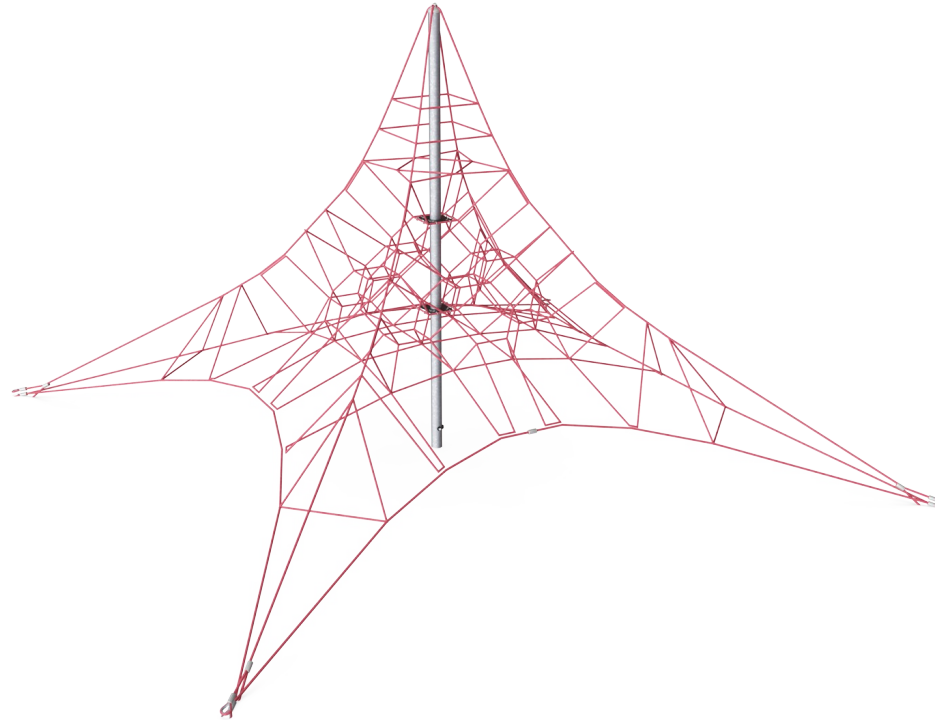
Midi Spacenet

COR31331



Mast

Physical: the slightly swaying mast stimulates children's muscles and motor skills when they hold tight climbing the net. **Social-Emotional:** children develop courage and self-regulation when climbing up high. This positively affects self-confidence.




Highest rungs

Physical: spatial awareness is supported, arm muscles when holding tight. **Social-Emotional:** children develop courage, self-confidence, consideration and turn-taking, all important life skills.



Bouncy net meshes

Physical: agility, balance and coordination as well as spatial awareness are supported when bouncing, climbing and sitting in the net. Children use muscle strength of arms, legs and core, and build bone density when jumping down. **Social-Emotional:** the bouncing, swaying net appeals to empathy and cooperation. **Cognitive:** physical memory, logical thinking, concentration.



Transparency

Social-Emotional: the transparency makes possible cooperation and communication throughout, all important life-skills for children to learn.



Big meshes

Physical: the big meshes allow for climbing and crawling, supporting proprioception, cross coordination and spatial awareness. Climbing here takes muscle strength, pushing and pulling arms to get upwards. **Social-Emotional:** allow more children being seated together, sharing.



Sturdy, lower rungs

Physical: the stiff bounce of the lower rung supports balance and coordination as well as strengthens bone density when jumping down. Hanging from the arms trains back and upper body muscles, supporting good posture. These are a growing concern for children due to sedentary lifestyles. **Social-Emotional:** great meeting point allowing socializing.

Midi Spacenet

COR31331



Ropes of UV-stabilized PES rope strands with inner steel cable reinforcement. The polyester yarn is made from +95% post-consumer materials and is inductively melted onto each strand. The ropes are highly wear-and vandalism-resistant and can be replaced at site if needed.



Corocord 'S' clamps are used as universal connections in Corocord products. 8mm stainless steel rods with rounded edges are pressed around the ropes with a special hydraulic press, making them the ideal connector: safe, durable and vandalism-proof, all while allowing the typical movement of rope play structures.



The spacenets' main bearing ropes are equipped with an additional safety feature: should the main connections fail, the safety rope prevents collapse of the structure.



Corocord membranes consist of friction-proof rubberized material of conveyor belt quality with excellent UV resistance. Tested and compliant with REACH requirements for PAH. Embedded is a four-layered armouring made of woven polyester. The armouring and the two surface layers result in a total thickness of 7.5 mm.



In the centre of the net is the mast, made of high quality seamless steel. The structure of the mast as an oscillating support is statically favourable and equalizes the oscillations in the net. The masts are hot dip galvanised as standard, with the design option of additional powder coating.



For installations using rubber surfacing the turnbuckle protectors are to be ordered separately.

Item no. COR313311-1101

Installation Information

Max. fall height	135 cm
Safety surfacing area	77.3 m²
Total installation time	11.8
Excavation volume	6.60 m³
Concrete volume	4.62 m³
Footing depth (standard)	110 cm
Shipment weight	461 kg
Anchoring options	In-ground ✓

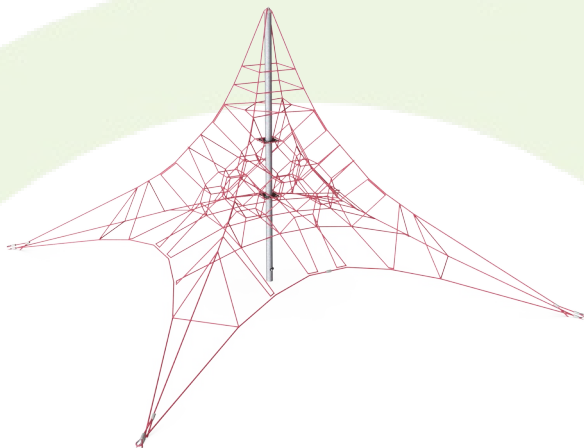
Warranty Information

Corocord rope	10 years
Membrane	2 years
S-Clamps	10 years
Spare parts guaranteed	10 years
Steel post HDG	Lifetime



Sustainability Data

COR31331



Cradle to Gate A1-A3	Total CO ₂ emission	CO ₂ e/kg	Recycled materials
	kg CO ₂ e	kg CO ₂ e/kg	%
COR313311-1101	1,072.30	3.09	53.90

The overall framework applied for these factors is the Environmental Product Declaration (EPD), which quantifies "environmental information on the life cycle of a product and enable comparisons between products fulfilling the same function" (ISO, 2006). This follows the structure and applies a Life-Cycle Assessment approach to the entire Product stage from raw material through manufacturing (A1-A3))

Kompan A/S
C.F. Tietgens Boulevard 32C
DK-5220 Odense SØ
Denmark



Verification of CO₂ calculation of: Corocord



Data version no. 2023-10-05

The CO₂ calculation and data are in compliance with the principles of a carbon footprint impact according to the GHG protocol (Greenhouse Gas Protocol), Scope 3, cradle to gate related to all individual components in the product category: "Corocord" represented by item no.: COR314011-1101.

(Scope 3 emissions include emission sources in the upstream and downstream value chain).

Date: 30. October 2023 | Valid until: 30. October 2025
Verified by:

Julie Marie Vejsgaard Larsen, LCA & EPD Consultant

Verification based on report: Validation of CO₂ calculation of 9 categories of Kompan product line, version 1.0, prepared by: Bureau Veritas HSE, Denmark: Julie M. V. Larsen.

Publication date: 30. October 2023

By Bureau Veritas HSE
www.bureauveritas.dk
+45 7731 1000

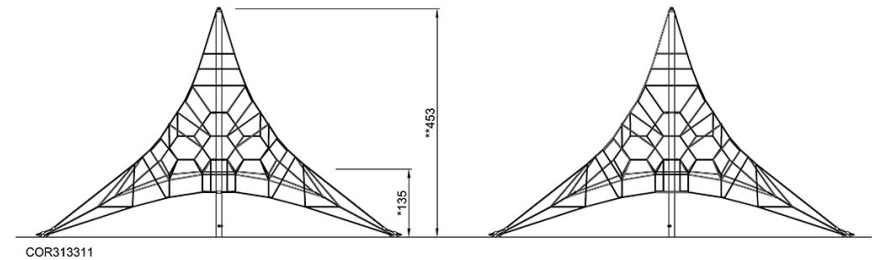
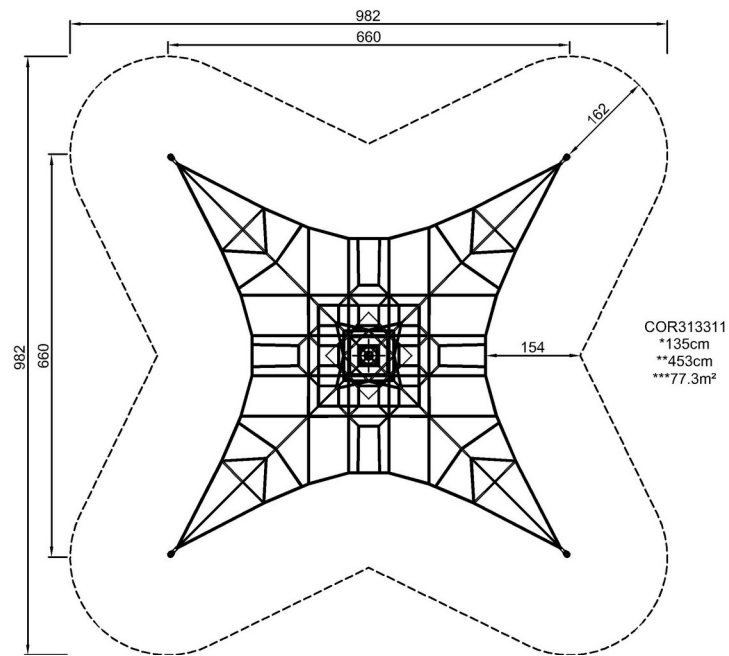


Midi Spacenet

COR31331

* Max fall height | ** Total height | *** Safety surfacing area

* Max fall height | ** Total height



Attention! Foundation anchor blocks exceeds safety zone area. See installation instructions.

[Click to see TOP VIEW](#)

[Click to see SIDE VIEW](#)