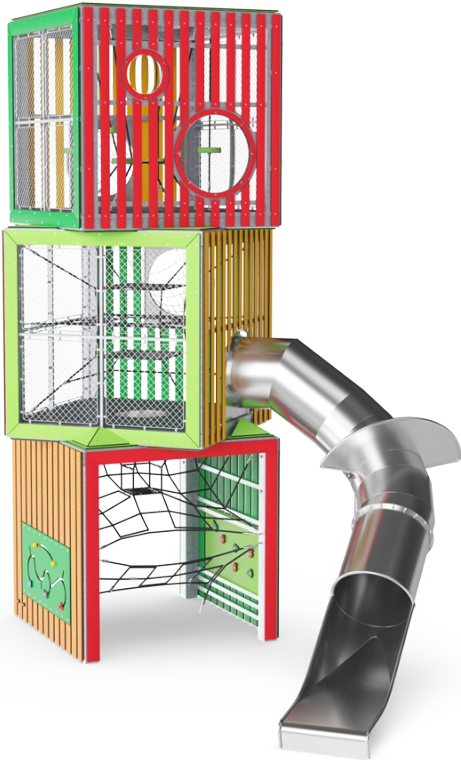


Triple Cube

COR10450





The Triple Cube will bring the WOW factor to any playground. At seven meters tall, children to want to climb and explore the Triple Cube as soon as they see it. The square frames with circular openings are fundamental play shapes that have fantastic play appeal. The multilevel activities will increase play duration and make children come back again and again. Climbing

between levels in the varied net climbers, the child trains cross-coordination, proprioception and spatial awareness helping develop important life skills such as managing space. They build self-confidence, which supports self-esteem and the ability to make social relations. The side panels offer ground level play opportunities that stimulate cognition. The

impressive cubes will stand out in a park atmosphere and signal 'Let's Play!'.



Item no. COR104501-0406	
General Product Information	
Dimensions LxWxH	696x403x698 cm
Age group	5+
Play capacity (users)	30
Colour options	




Triple Cube

COR10450



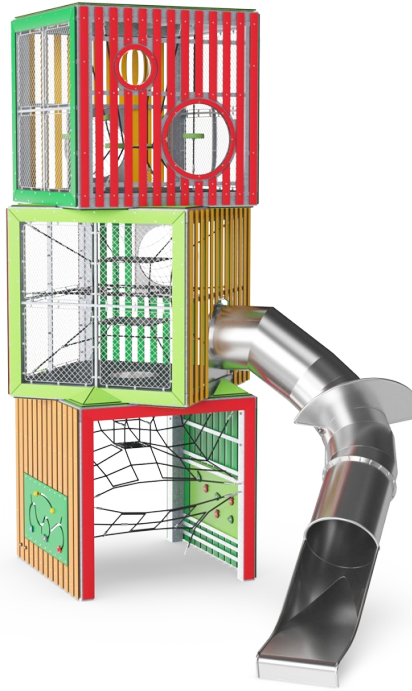
Bubble Window

Social-Emotional: invites interaction between outside and inside. **Cognitive:** distorts the sound of the voice, developing logical thinking.



Wheels and arrow panel

Social-Emotional: invites cooperation due to the two-sidedness and provides for group and parallel play. **Cognitive:** the rotating elements stimulate cause and effect understanding and logical thinking.




See-through net walls

Social-Emotional: adds a feeling of thrill. **Cognitive:** understanding of space and distances when looking out from the varied levels of the cubes.



Membrane

Physical: the bouncy membrane develops the sense of balance when the child stands, steps or sits here. A faster way up, due to the extra support of the membrane. **Social-Emotional:** a meeting point for retreat from the rope landscape.



Wire frame tunnel

Physical: the steep climb in open space trains spatial awareness, cross coordination and muscle strength. **Social-Emotional:** sense of height and thrill, turn-taking and consideration of others.



Tube slide

Physical: sliding develops spatial awareness and a sense of balance. Furthermore, the core muscles are trained when sitting upright going down. **Social-Emotional:** thrill when going down fast. Empathy stimulated by turn-taking.



Boarding net

Physical: the inclined net supports the upward climbing movement of the body. Cross coordination and physical strength are trained. The asymmetry of the net challenges the children's climbing.

Triple Cube

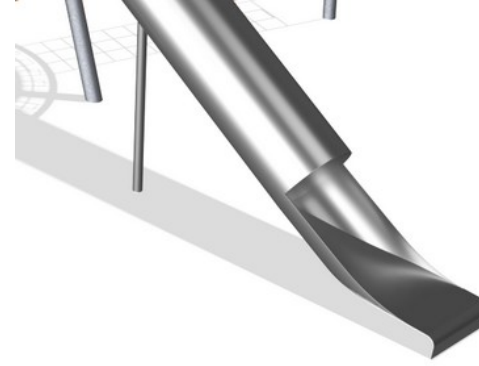
COR10450



Ropes of UV-stabilized PES rope strands with inner steel cable reinforcement. The polyester yarn is made from +95% post-consumer materials and is inductively melted onto each strand. The ropes are highly wear-and vandalism-resistant and can be replaced at site if needed.



Corocord 'S' clamps are used as universal connections in Corocord products. 8mm stainless steel rods with rounded edges are pressed around the ropes with a special hydraulic press, making them the ideal connector: safe, durable and vandalism-proof, all while allowing the typical movement of rope play structures.



The stainless steel components are made of high quality stainless steel in compliance with global playground standards. The steel is glass blasted after manufacturing to ensure a smooth gliding surface.



Corocord membranes consist of friction-proof rubberized material of conveyor belt quality with excellent UV resistance. Tested and compliant with REACH requirements for PAH. Embedded is a four-layered armouring made of woven polyester. The armouring and the two surface layers result in a total thickness of 7.5 mm.



Panel of 19mm EcoCore™ HDPE. This highly durable, eco-friendly material is not only recyclable after use, but also consists of a core produced from 100% recycled material.



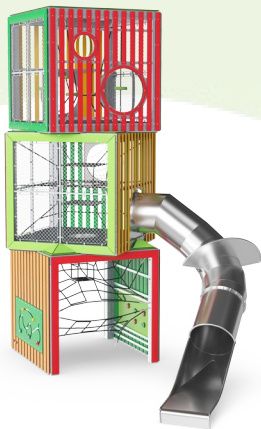
Through KOMPAN Variant Team, you can choose between additional 7 rope colours and customize your solution. The assortment is a wide span of colours ranking from elegant and expressive black or natural and toned-down hemp colour, to a range of attractive and eye-catching signal colours.

Item no. COR104501-0406	
Installation Information	
Max. fall height	160 cm
Safety surfacing area	36.5 m²
Total installation time	137.3
Excavation volume	9.93 m³
Concrete volume	4.25 m³
Footing depth (standard)	70 cm
Shipment weight	5,657 kg
Anchoring options	In-ground ✓
Warranty Information	
Aluminium clamps	10 years
Corocord rope	10 years
Membrane	2 years
S-Clamps	10 years
Spare parts guaranteed	10 years



Sustainability Data

COR10450



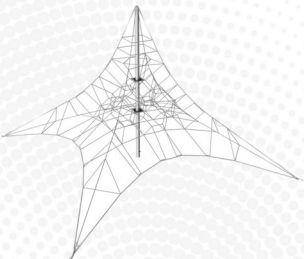
Cradle to Gate A1-A3	Total CO ₂ emission	CO ₂ e/kg	Recycled materials
	kg CO ₂ e	kg CO ₂ e/kg	%
COR104501-0406	14,167.40	2.58	51.30

The overall framework applied for these factors is the Environmental Product Declaration (EPD), which quantifies "environmental information on the life cycle of a product and enable comparisons between products fulfilling the same function" (ISO, 2006). This follows the structure and applies a Life-Cycle Assessment approach to the entire Product stage from raw material through manufacturing (A1-A3))

Kompan A/S
C.F. Tietgens Boulevard 32C
DK-5220 Odense SØ
Denmark



Verification of CO₂ calculation of: Corocord



Data version no. 2023-10-05

The CO₂ calculation and data are in compliance with the principles of a carbon footprint impact according to the GHG protocol (Greenhouse Gas Protocol), Scope 3, cradle to gate related to all individual components in the product category: "Corocord" represented by item no.: COR314011-1101.

(Scope 3 emissions include emission sources in the upstream and downstream value chain).

Date: 30. October 2023 | Valid until: 30. October 2025
Verified by:

Julie Marie Vejsgaard Larsen, LCA & EPD Consultant

Verification based on report: Validation of CO₂ calculation of 9 categories of Kompan product line, version 1.0, prepared by: Bureau Veritas HSE, Denmark: Julie M. V. Larsen.

Publication date: 30. October 2023

By Bureau Veritas HSE
www.bureauveritas.dk
+45 7731 1000

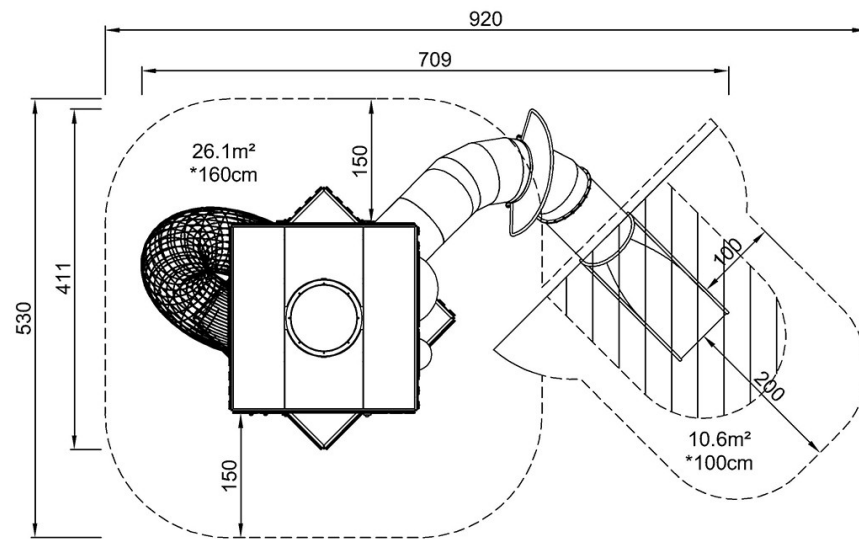


Triple Cube

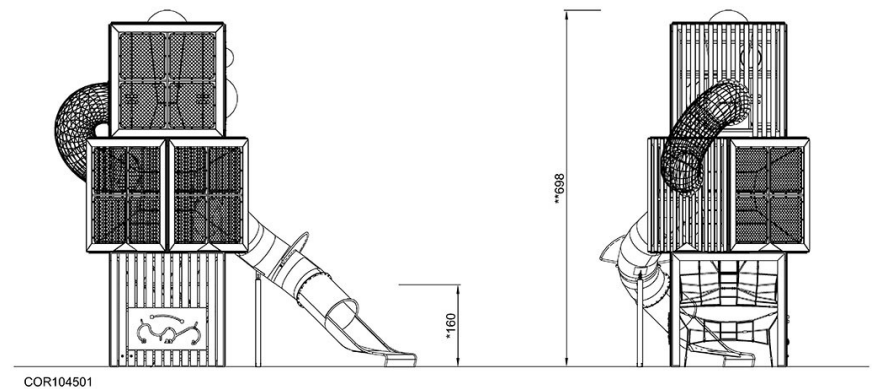
COR10450

* Max fall height | ** Total height | *** Safety surfacing area

* Max fall height | ** Total height



COR104501
*160cm
**698cm
***36.7m²



[Click to see TOP VIEW](#)

[Click to see SIDE VIEW](#)