



# Double Balance Beam

NRO803



|                             |                                                                                                                                                                         |
|-----------------------------|-------------------------------------------------------------------------------------------------------------------------------------------------------------------------|
| Item no. NRO803-0601        |                                                                                                                                                                         |
| General Product Information |                                                                                                                                                                         |
| Dimensions LxWxH            | 490x231x61 cm                                                                                                                                                           |
| Age group                   | 3+                                                                                                                                                                      |
| Play capacity (users)       | 4                                                                                                                                                                       |
| Colour options              |   |



The Double balance beam is a great playground classic, that attracts children again and again. It can function as playground glue, connecting activities. It can also function as a point for a break, providing seating for children sharing, or parents or carers in need of a point from which to observe play. When children balance across the Single Balance Beam, they

train their equilibrium immensely. The sense of balance is a fundamental motor skill, that is basic for the development of all other skills. The sense of balance for instance makes it possible for children to sit still and concentrate. So the fun of physical play supports child development. The spaciousness allows for ample social interaction and cooperative play.



# Double Balance Beam

NRO803



## Balance beam

**Physical:** trains the sense of balance, fundamental for all other motor skills that makes it possible to navigate the world confidently and securely. **Social-Emotional:** turn-taking skills and negotiation when crossing each other on the beam. Room for a seated rest and exchange.



# Double Balance Beam

NRO803



All Organic Robinia products by KOMPAN are made of Robinia wood from sustainable European sources. On request it can be supplied as FSC® Certified (FSC® C004450).

The Robinia wood can be supplied as untreated raw wood or painted with a brown coloured transparent pigment that maintains the golden wood colour of the wood.

|                          |                          |
|--------------------------|--------------------------|
| Item no. NRO803-0601     |                          |
| Installation Information |                          |
| Max. fall height         | 61 cm                    |
| Safety surfacing area    | 25.8 m²                  |
| Total installation time  | 3.5                      |
| Excavation volume        | 0.13 m³                  |
| Concrete volume          | 0.00 m³                  |
| Footing depth (standard) | 60 cm                    |
| Shipment weight          | 222 kg                   |
| Anchoring options        | In-ground ✓<br>Surface ✓ |
| Warranty Information     |                          |
| Robinia wood             | 15 years                 |
| Spare parts guaranteed   | 10 years                 |



# Sustainability Data

NRO803



| Cradle to Gate A1-A3 | Total CO <sub>2</sub> emission | CO <sub>2</sub> e/kg    | Recycled materials |
|----------------------|--------------------------------|-------------------------|--------------------|
|                      | kg CO <sub>2</sub> e           | kg CO <sub>2</sub> e/kg | %                  |
| NRO803-0601          | 19.30                          | 0.12                    | 0.20               |

The overall framework applied for these factors is the Environmental Product Declaration (EPD), which quantifies "environmental information on the life cycle of a product and enable comparisons between products fulfilling the same function" (ISO, 2006). This follows the structure and applies a Life-Cycle Assessment approach to the entire Product stage from raw material through manufacturing (A1-A3))

Kompan A/S  
C.F. Tietgens Boulevard 32C  
DK-5220 Odense SØ  
Denmark



## Verification of CO<sub>2</sub> calculation of: Nature play



Data version no. 2023-10-05

The CO<sub>2</sub> calculation and data are in compliance with the principles of a carbon footprint impact according to the GHG protocol (Greenhouse Gas Protocol), Scope 3, cradle to gate related to all individual components in the product category: "Nature play" represented by item no.: NRO409-0621.

(Scope 3 emissions include emission sources in the upstream and downstream value chain).

Date: 30. October 2023 | Valid until: 30. October 2025  
Verified by:

Julie Marie Vejsgaard Larsen, LCA & EPD Consultant

Verification based on report: Validation of CO<sub>2</sub> calculation of 9 categories of Kompan product line, version 1.0, prepared by: Bureau Veritas HSE, Denmark: Julie M. V. Larsen.

Publication date: 30. October 2023

By Bureau Veritas HSE  
www.bureauveritas.dk  
+45 7731 1000

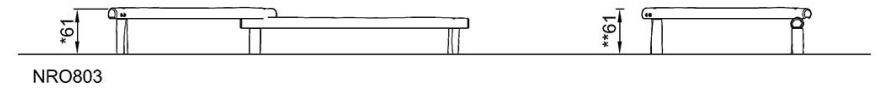
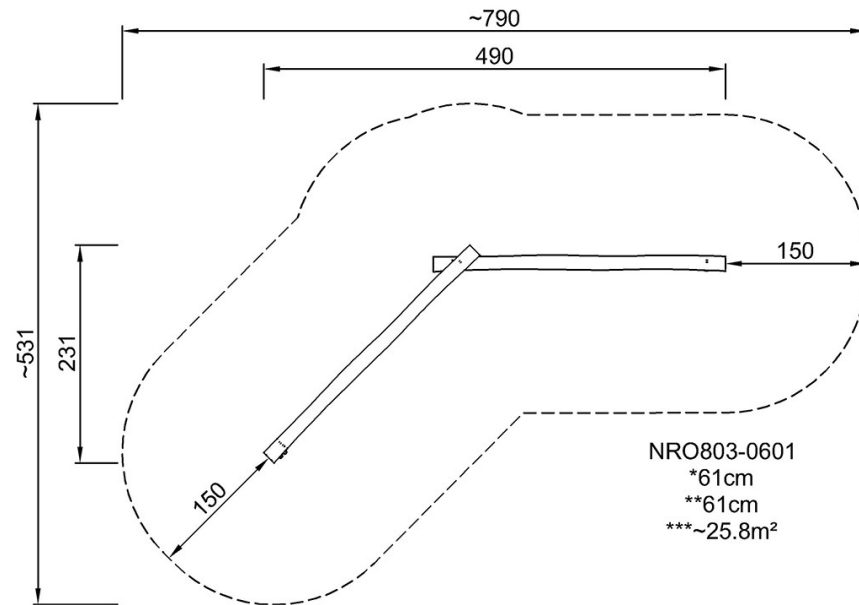


# Double Balance Beam

NRO803

\* Max fall height | \*\* Total height | \*\*\* Safety surfacing area

\* Max fall height | \*\* Total height



[Click to see TOP VIEW](#)

[Click to see SIDE VIEW](#)