

# Aldebaran

GXY941

**KOMPAN**  
Let's play



This sculptural constellation represents a host of challenging play activities, created by a fantastic combination of shapes and colours. This Constellation encourages many games and competitions and offers many opportunities for climbing; on the rocking tube, the curved climbing plate or the Meteor Shower, where everything rocks and sways. At both ends of


the structure, there are shelters for resting, meeting, observation and hanging out with the play shells and a top placed triangle in the stabile and the hidden space under the climbing wall in the anchor. The rocking elements train the child's motor skills ABC: Agility, Balance and Coordination. Muscles are strengthened when conquering the rocking

tube, the ladders twisted shape is a challenge of coordination as well as logical thinking. The play shells at both ends are wonderful, wobbly meeting places that support social-emotional skills, such as turn-taking and socialising.

Item no. GXY941012-3717

## General Product Information

Dimensions LxWxH	932x427x265 cm
Age group	6+
Play capacity (users)	21
Colour options	



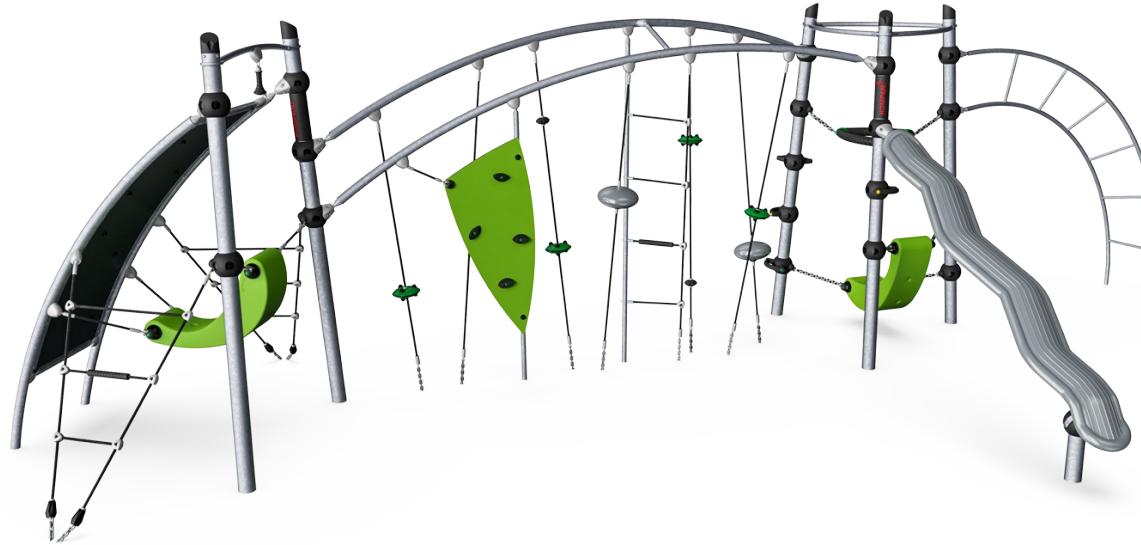
# Aldebaran

GXY941



## Curved climbing wall

**Physical:** children develop their cross-body coordination, proprioception and leg, arm and hand strength. Climbing on a curved surface challenges muscles.



## Rope ladder

**Physical:** climbing the ladder supports cross coordination and trains leg and arm muscles.



## Meteor shower link

**Physical:** agility, balance and coordination when climbing and swaying on ropes. Arm, leg, and core muscles are strengthened. **Social-Emotional:** turn-taking and consideration of others when climbing through. These skills are hard to teach but easy to learn in play.



## Open triangle plate

**Physical:** arm, leg and core muscles are developed by climbing up and through. Proprioception and spatial awareness are supported, both motor skills that help navigating the body in space. **Social-Emotional:** swaying seat for a break, inviting socializing and turn-taking.



## Jacob's ladder

**Physical:** cross coordination and spatial awareness as well as upper body muscles when hanging with arms. **Social-Emotional:** turn-taking and cooperation. **Cognitive:** logical thinking when going from 2nd to 3rd step, changing feet.



## Rocking tube

**Physical:** muscle strength, balance and coordination when climbing up and down, rocking and holding tight.



## Play shell

**Physical:** the swaying movement stimulates the sense of balance, necessary to sit still on a chair. **Social-Emotional:** meeting, taking a break and turn-taking are supported, skills necessary to learn how to avoid conflicts.

# Aldebaran

GXY941



The steel surfaces are hot-dip galvanised inside and outside with lead-free zinc. The galvanisation has excellent corrosion resistance in outside environments and requires low maintenance.



More substantial play activities are made of 100% recyclable PE. The play shell displayed is moulded in one piece with a minimum 5mm wall thickness. PE has high impact resistance across a wide temperature span which ensures vandal resistance in all locations.



GALAXY climbing triangle with an outer soft layer of PUR and corner brackets of moulded nylon (PA6). The core consists of a powder-coated welded steel frame with integrated corner suspension points. Larger triangles are closed with an 18mm thick Ekogrip® panel that has a top layer of rubber with a non-skid effect.



The curved climbing wall is manufactured from a steel frame and an Ekogrip® panel with unique designed climbing cleats. The Ekogrip® panel is constructed from a 5mm thick PE base with 3 mm top-layer of rubber with a non-skid effect.



The unique designed GALAXY connection ball is produced with an inner circular core of aluminium surrounded by a shell of hard PP with an outer layer of soft TPV rubber. Flexible lead-free aluminium connectors allow for installation in variable angles.



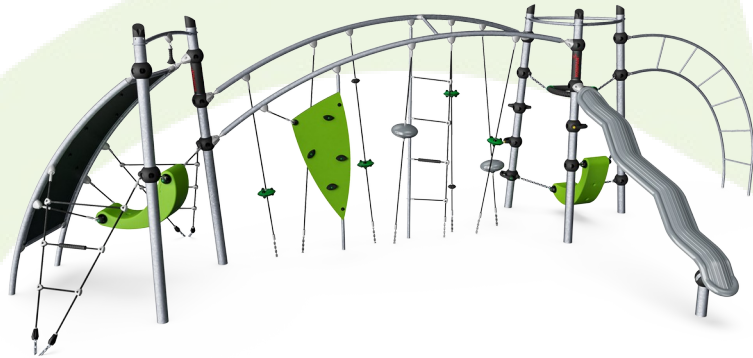
Galaxy products are available in different colour combinations with either hot-dip galvanised steel surface treatment or a powder-coated finish to selected steel components. Colours of the activities are adjusted to support the individual colour combination.

Item no. GXY941012-3717	
Installation Information	
Max. fall height	257 cm
Safety surfacing area	64.3 m²
Total installation time	24.0
Excavation volume	5.66 m³
Concrete volume	1.80 m³
Footing depth (standard)	90 cm
Shipment weight	845 kg
Anchoring options	In-ground ✓ Surface ✓
Warranty Information	
Connection Ball	10 years
Galaxy connection ball	5 years
Galvanised Steel	Lifetime
Ropes & Nets	10 years
Spare Parts Guarantee	10 years



# Sustainability Data

GXY941



Cradle to Gate A1-A3	Total CO <sub>2</sub> emission	CO <sub>2</sub> e/kg	Recycled materials
	kg CO <sub>2</sub> e	kg CO <sub>2</sub> e/kg	%
<b>GXY941012-3717</b>	2,097.50	3.17	38.80

The overall framework applied for these factors is the Environmental Product Declaration (EPD), which quantifies "environmental information on the life cycle of a product and enable comparisons between products fulfilling the same function" (ISO, 2006). This follows the structure and applies a Life-Cycle Assessment approach to the entire Product stage from raw material through manufacturing (A1-A3))


**KOMPAN**  
Let's play

## Kompan A/S

C.F. Tietgens Boulevard 32C  
DK-5220 Odense SØ  
Denmark



## Verification of CO<sub>2</sub> calculation of: Challengers & Climbers



Data version no. 2023-10-05

The CO<sub>2</sub> calculation and data are in compliance with the principles of a carbon footprint impact according to the GHG protocol (Greenhouse Gas Protocol), Scope 3, cradle to gate related to all individual components in the product category: "Challengers & Climbers" represented by item no.: BLX410301-3717.

(Scope 3 emissions include emission sources in the upstream and downstream value chain).

**Date: 30. October 2023 | Valid until: 30. October 2025**

**Verified by:**

Julie Marie Vejsgaard Larsen, LCA & EPD Consultant

Verification based on report: Validation of CO<sub>2</sub> calculation of 9 categories of Kompan product line, version 1.0, prepared by: Bureau Veritas HSE, Denmark: Julie M. V. Larsen.

**Publication date: 30. October 2023**

By Bureau Veritas HSE  
www.bureauveritas.dk  
+45 7731 1000



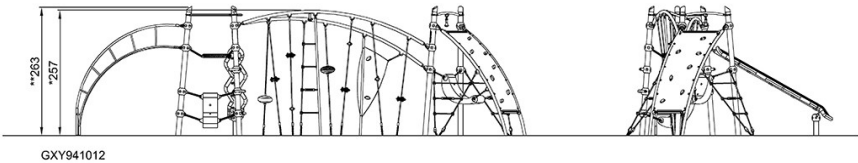
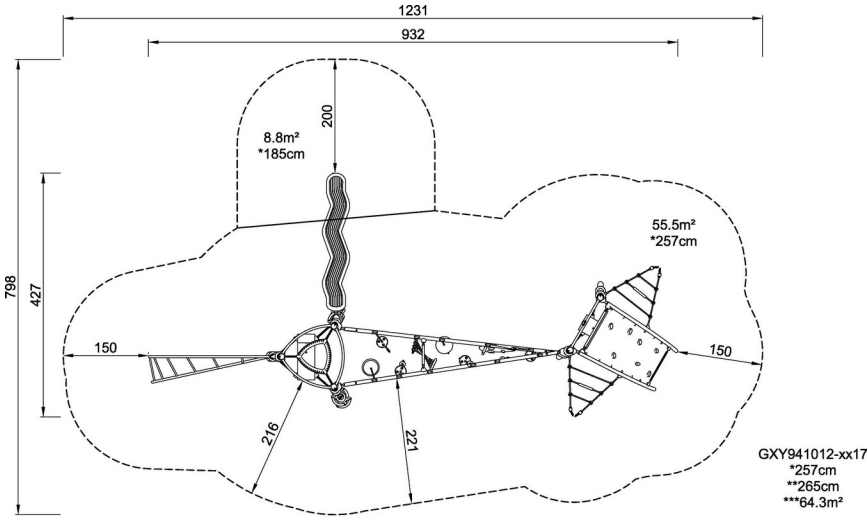


# Aldebaran

GXY941

\* Max fall height | \*\* Total height | \*\*\* Safety surfacing area

\* Max fall height | \*\* Total height



[Click to see TOP VIEW](#)

[Click to see SIDE VIEW](#)