

Regulus

GXY939

KOMPAN
Let's play




Regulus' bright colours and swaying and bouncy destinations attract and cater for playful children of all abilities. The slanting nets make it possible to stand, sit and lie, thus catering for users of all abilities and a wide age span. All the nets are intertwined which means that children can feel the movement of the other children climbing. The physical feedback,

meeting points and transparency of the nets support fun, social play, for a long time. When children climb, bounce and sway in the Regulus, they train their balance, proprioception and spatial awareness. This supports skills needed for e.g. sitting still at on a chair, concentrating.

Item no. GXY939012-3717

General Product Information

Dimensions LxWxH	481x555x265 cm
Age group	6+
Play capacity (users)	14
Colour options	



Regulus

GXY939




Net

Physical: cross coordination when climbing or crawling in the net. This supports the cooperation of left and right brain half, important for other skills such as reading. **Social-Emotional:** taking a break together in the net and waiting for others to cross supports social abilities such as cooperation and communication.



Open triangle plate

Physical: arm, leg and core muscles are developed by climbing up and through. Proprioception and spatial awareness are supported, both motor skills that help navigating the body in space. **Social-Emotional:** swaying seat for a break, inviting socializing and turn-taking.



Ufo

Physical: sense of balance when sitting, swaying. Arm and leg muscles develop when holding tight, climbing up.



Play shell

Physical: the swaying movement stimulates the sense of balance, necessary to sit still on a chair. **Social-Emotional:** meeting, taking a break and turn-taking are supported, skills necessary to learn how to avoid conflicts.

Regulus

GXY939



The steel surfaces of GALAXY are hot dip galvanised inside and outside with lead free zinc. The galvanisation has excellent corrosion resistance in outside environments and requires low maintenance.



Hollow plastic components are made of 100% recyclable PE made from 33% post-consumer materials. The play shell displayed is molded in one piece with minimum 5mm wall thickness to ensure high durability in all climates around the world.



GALAXY climbing triangle with outer soft layer of PUR and corner brackets of moulded nylon (PA6). The core consist of a powder coated welded steel frame with integrated corner suspension points. Larger triangles are closed with an 18mm thick Ekogrip® panel that has a top-layer of rubber with a non-skid effect.



The unique designed GALAXY connection ball is made with an inner circular core of aluminium surrounded by a shell of hard PP with a outer layer of soft TPV rubber. Flexible lead free aluminium connectors allow for installation in variable angles.



Galaxy products are available in different colour combinations with either hot dip galvanised steel surface treatment or optional with powder top finish of selected steel components. Colours of the activities are adjusted to support the individual colour combination.

Item no. GXY939012-3717

Installation Information

Max. fall height	249 cm
Safety surfacing area	49.1 m ²
Total installation time	16.6
Excavation volume	4.47 m ³
Concrete volume	1.62 m ³
Footing depth (standard)	90 cm
Shipment weight	528 kg
Anchoring options	In-ground ✓ Surface ✓

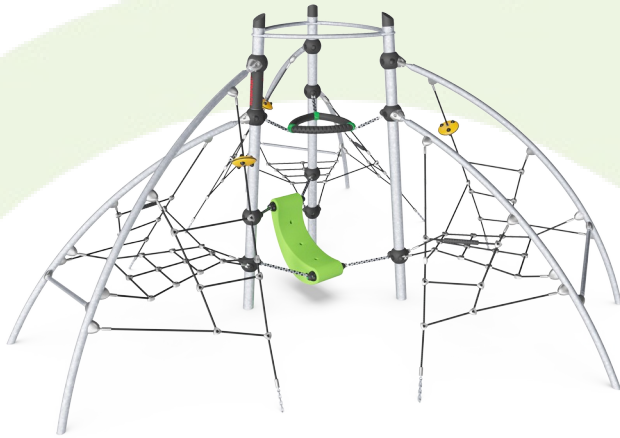
Warranty Information

Galaxy connection ball	5 years
Hot dip galvanised steel	Lifetime
PUR components	10 years
Ropes & nets	10 years
Spare parts guaranteed	10 years



Sustainability Data

GXY939



Cradle to Gate A1-A3	Total CO ₂ emission	CO ₂ e/kg	Recycled materials
	kg CO ₂ e	kg CO ₂ e/kg	%
GXY939012-3717	1,509.30	3.63	36.80

The overall framework applied for these factors is the Environmental Product Declaration (EPD), which quantifies "environmental information on the life cycle of a product and enable comparisons between products fulfilling the same function" (ISO, 2006). This follows the structure and applies a Life-Cycle Assessment approach to the entire Product stage from raw material through manufacturing (A1-A3))

KOMPAN
Let's play

Kompan A/S

C.F. Tietgens Boulevard 32C
DK-5220 Odense SØ
Denmark



Verification of CO₂ calculation of: Challengers & Climbers



Data version no. 2023-10-05

The CO₂ calculation and data are in compliance with the principles of a carbon footprint impact according to the GHG protocol (Greenhouse Gas Protocol), Scope 3, cradle to gate related to all individual components in the product category: "Challengers & Climbers" represented by item no.: BLX410301-3717.

(Scope 3 emissions include emission sources in the upstream and downstream value chain).

Date: 30. October 2023 | Valid until: 30. October 2025

Verified by:

Julie Marie Vejsgaard Larsen, LCA & EPD Consultant

Verification based on report: Validation of CO₂ calculation of 9 categories of Kompan product line, version 1.0, prepared by: Bureau Veritas HSE, Denmark: Julie M. V. Larsen.

Publication date: 30. October 2023

By Bureau Veritas HSE
www.bureauveritas.dk
+45 7731 1000

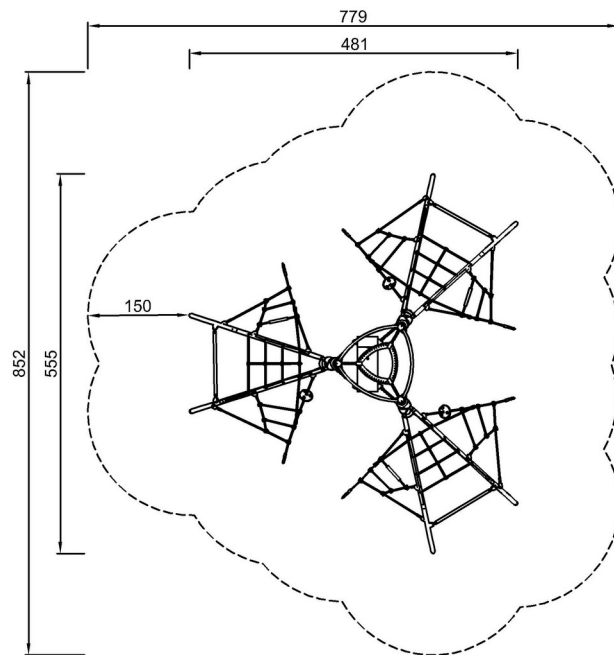


Regulus

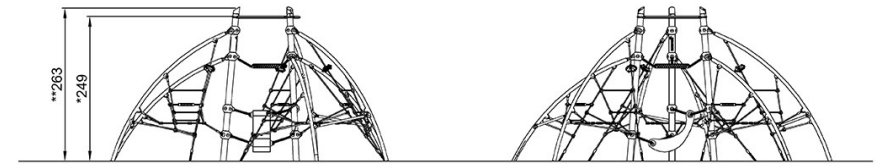
GXY939

* Max fall height | ** Total height | *** Safety surfacing area

* Max fall height | ** Total height



GXY939012-xx17
*249cm
**265cm
***49.1m²



GXY939012

[Click to see TOP VIEW](#)

[Click to see SIDE VIEW](#)