


Coupe Deluxe



MSC5414





The Double Car attracts toddlers repeatedly with its friendly design. The familiar theme of driving opens a world of drama-tic play, which intensely supports language and communication skills. Due to the transparency in design, adults can support play easily. The 360 design enables play both inside and outside the car and allows more children to

play together. The variety of play activities encourage exploration. All of the black parts of the Double Car can turn or move: the rubber doors open, the rear flaps can be pulled in different positions to vary the excitement of crawling through, the petrol flap and the wheels can be turned. So can the steering wheel and gear. The spoiler play sphere will create rattle

sounds when run in its groove. These play details support the child's logical thinking skills and play a huge role in cognitive development.

Item no. MSC541421-3417P	
General Product Information	
Dimensions LxWxH	6'2"x3'9"x3'11"
Age group	6m - 4
Play capacity (users)	8
Color options	 




Coupe Deluxe

MSC5414



Play sphere

Social-Emotional: can be played from both sides, encouraging cooperation. **Cognitive:** cause and effect understanding. **Creative:** leave a mark and place the spheres at different positions.




Theme

Cognitive: suggests a theme and supports dramatic play, which stimulates language and communication skills.



Turning wheel

Social-Emotional: develops turn-taking, communication and cooperation. **Cognitive:** the manipulative item stimulates cause and effect understanding, logical thinking and communication. **Creative:** working with moveable play items that can leave a mark supports the child's creativity.



Flap door

Physical: tactile stimulation from leaning the body through rubber doors. **Cognitive:** suggests a theme and supports dramatic play, which stimulates language and communication skills.



Gear shift

Social-Emotional: cooperation, turn-taking, sharing. **Cognitive:** suggests a theme and supports dramatic play, which stimulates language skills.

Coupe Deluxe

MSC5414



Panels of 19mm EcoCore™. EcoCore™ is a highly durable, eco friendly material, which is not only recyclable after use, but also consists of a core produced from 100% recycled material.




The steel surfaces are hot-dip galvanized inside and outside with lead-free zinc. The galvanization has excellent corrosion resistance in outside environments and requires minimal maintenance.




Membranes consist of friction-proof rubberized material of conveyor belt quality with excellent UV resistance. Embedded is a four-layered armouring made of woven polyester. The armouring and the two surface layers result in a total thickness of 7 mm.


Item no. MSC541421-3417P	
Installation Information	
Max. fall height	0'0"
Safety surfacing area	0ft²
Total installation time	7.5
Excavation volume	0.29yd³
Concrete volume	0yd³
Footing depth (standard)	2'0"
Shipment weight	294lbs
Anchoring options	In-ground ✓ Surface ✓
Warranty Information	
EcoCore HDPE	Lifetime
Movable parts	2 Years
Hot dip galvanized steel	Lifetime
Membrane	2 Years
Spare Parts Availability	10 Years



Gear shift is made of PP. PP has good wearing and impact resistance.



Sand strainer is made of high-quality stainless steel to ensure durability of the product.




KOMPAN GreenLine versions are designed with the most environmentally friendly materials with the lowest possible CO2e emission factor such as EcoCore™ panels of 100% post-consumer recycled ocean waste.

Elevated activities 0	Accessible elevated activities	Accessible ground level activities	Accessible ground level play types
Present	0	1	1
Required	0	1	1



Sustainability Data

MSC5414



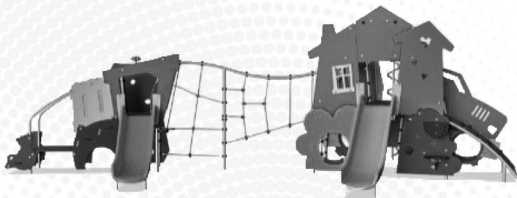
Cradle to Gate A1-A3	Total CO ₂ emission	CO ₂ e/kg	Recycled materials
	kg CO ₂ e	kg CO ₂ e/kg	%
MSC541421-3417P	141.00	1.55	76.60

The overall framework applied for these factors is the Environmental Product Declaration (EPD), which quantifies "environmental information on the life cycle of a product and enable comparisons between products fulfilling the same function" (ISO, 2006). This follows the structure and applies a Life-Cycle Assessment approach to the entire Product stage from raw material through manufacturing (A1-A3))

Kompan A/S
C.F. Tietgens Boulevard 32C
DK-5220 Odense SØ
Denmark



Verification of CO₂ calculation of: Themed play systems



Data version no. 2023-10-05

The CO₂ calculation and data are in compliance with the principles of a carbon footprint impact according to the GHG protocol (Greenhouse Gas Protocol), Scope 3, cradle to gate related to all individual components in the product category: "Themed play systems" represented by item no.: MSC641100-3717P.

(Scope 3 emissions include emission sources in the upstream and downstream value chain).

Date: 30. October 2023 | Valid until: 30. October 2025
Verified by:

Julie Marie Vejsgaard Larsen, LCA & EPD Consultant

Verification based on report: Validation of CO₂ calculation of 9 categories of Kompan product line, version 1.0, prepared by: Bureau Veritas HSE, Denmark: Julie M. V. Larsen.

Publication date: 30. October 2023

By Bureau Veritas HSE
www.bureauveritas.dk
+45 7731 1000

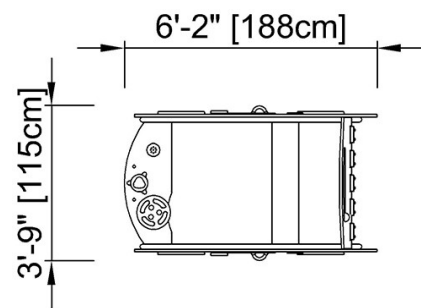


Coupe Deluxe

MSC5414

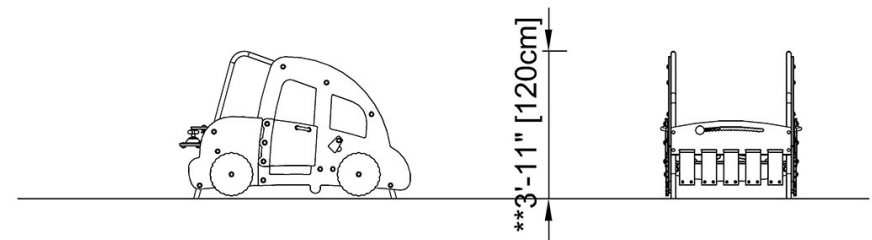
* Max fall height | ** Total height | *** Safety surfacing area

* Max fall height | ** Total height



MSC541401

**3'-11" / 120cm



MSC541401

[Click to see TOP VIEW](#)

[Click to see SIDE VIEW](#)