

# Playhouse


BASIC750



With its child scale size the playhouse is a play motivator for the youngest. The open ends and walls widen the play space, making room for a lot of children playing from all sides. The table and benches provide a great meeting point for children, again and again. The high desks and the openings inside and outside inspire classic dramatic play, such as shop and home. Thus

the Playhouse invites and retains children's role play. Dramatic play is well-known to stimulate children's language skills and thinking skills, which are crucial in early childhood development of cognition. Themes such as house and shop, which young children recognise, set a frame for mimicking and elaborating on social interaction, training

children's understanding of the world. The dramatic play trains communication, language skills and social skills such as negotiation and empathy.

Item no. BASIC750-3418P	
General Product Information	
Dimensions LxWxH	151x142x147 cm
Age group	6m+
Play capacity (users)	8
Color options	



# Playhouse

BASIC750



## Window and counter holes

**Social-Emotional:** invite sharing and cooperation on both sides. **Cognitive:** supports dramatic play and imagination, and stimulates language and communication skills in children.



## Transparency

**Social-Emotional:** the transparency makes possible cooperation and communication throughout, all important life-skills for children to learn.



## Seating area with tables and benches

**Social-Emotional:** gathering, sharing, chatting - all train social skills. **Cognitive:** suggests a theme and supports dramatic play, which stimulates language and communication skills.



## High desk

**Physical:** crawl under and peep over, training spatial awareness. **Social-Emotional:** gathering, sharing, chatting - all train social skills. **Cognitive:** suggests a theme and supports dramatic play, which stimulates language and communication skills.

# Playhouse

BASIC750



The floor is made of 21,5mm thick plywood made from alder and pine wood. Both sides are covered by 2 layers of phenolic film with anti slip net pattern. All cutting edges are sealed with paint to ensure long lifetime



Panels of 19mm EcoCore™. EcoCore™ is a highly durable, eco friendly material, which is not only recyclable after use, but also consists of material produced from +95% recycled post consumer material from food packing waste.



The roof is made of 16mm thick plywood made from alder and pine wood. Both sides are covered by 2 layers of phenolic film with anti slip net pattern. All cutting edges are sealed with paint to ensure long lifetime

Item no. BASIC750-3418P	
Installation Information	
Max. fall height	38 cm
Safety surfacing area	18.0 m²
Total installation time	7.0
Excavation volume	0.12 m³
Concrete volume	0.00 m³
Footing depth (standard)	60 cm
Shipment weight	190 kg
Anchoring options	In-ground ✓ Surface ✓



# Sustainability Data

BASIC750



Cradle to Gate A1-A3	Total CO <sub>2</sub> emission	CO <sub>2</sub> e/kg	Recycled materials
	kg CO <sub>2</sub> e	kg CO <sub>2</sub> e/kg	%
<b>BASIC750-3418P</b>	120.20	0.88	55.90

The overall framework applied for these factors is the Environmental Product Declaration (EPD), which quantifies "environmental information on the life cycle of a product and enable comparisons between products fulfilling the same function" (ISO, 2006). This follows the structure and applies a Life-Cycle Assessment approach to the entire Product stage from raw material through manufacturing (A1-A3))

## Kompan A/S

C.F. Tietgens Boulevard 32C  
DK-5220 Odense SØ  
Denmark



## Verification of CO<sub>2</sub> calculation of: Themed play systems



Data version no. 2023-10-05

The CO<sub>2</sub> calculation and data are in compliance with the principles of a carbon footprint impact according to the GHG protocol (Greenhouse Gas Protocol), Scope 3, cradle to gate related to all individual components in the product category: "Themed play systems" represented by item no.: MSC641100-3717P.

(Scope 3 emissions include emission sources in the upstream and downstream value chain).

**Date: 30. October 2023 | Valid until: 30. October 2025**

**Verified by:**

Julie Marie Vejsgaard Larsen, LCA & EPD Consultant

Verification based on report: Validation of CO<sub>2</sub> calculation of 9 categories of Kompan product line, version 1.0, prepared by: Bureau Veritas HSE, Denmark: Julie M. V. Larsen.

**Publication date: 30. October 2023**

**By Bureau Veritas HSE**  
www.bureauveritas.dk  
+45 7731 1000

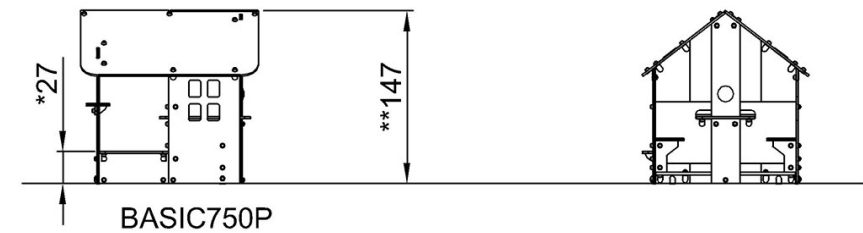
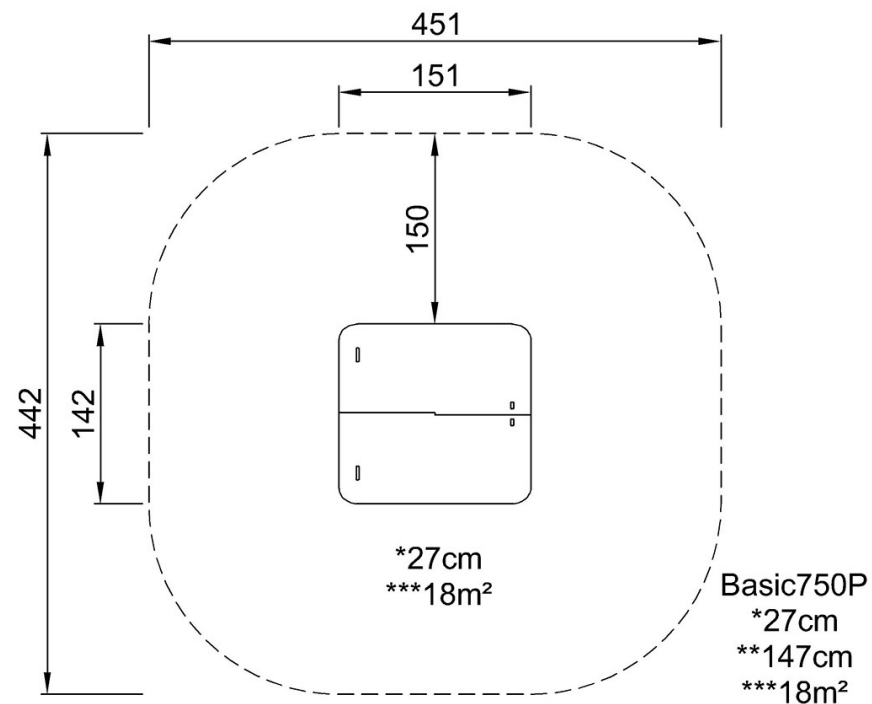


# Playhouse

BASIC750

\* Max fall height | \*\* Total height | \*\*\* Safety surfacing area

\* Max fall height | \*\* Total height



[Click to see TOP VIEW](#)

[Click to see SIDE VIEW](#)