

Playhouse with Porch

KPL405



The Playhouse with Porch is elevated a bit from the ground to offer a step up over ground level and two play compartments, an open air porch and a roofed house. The house offers an excellent framework for meeting and engaging, playing shop or whatever the fits the child's imaginative play. Meeting and engaging are important for the child's social development,

and role play is important for the child's development of cognitive skills, especially language development.

Item no. KPL40511-0601	
General Product Information	
Dimensions LxWxH	153x120x184 cm
Age group	6m+
Play capacity (users)	6
Colour options	



Playhouse with Porch

KPL405



Theme

Cognitive: suggests a theme and supports dramatic play, which stimulates languages and communication skills.



Desk

Social-Emotional: fine meeting place and a space creator. Sharing and cooperation from both sides create a social scenario that supports communication and cooperation.



Platform

Social-Emotional: Important life skills like courage, self-confidence, consideration and turn-taking are built.

Playhouse with Porch

KPL405



Panels of 19mm EcoCore™. EcoCore™ is a highly durable, eco friendly material, which is not only recyclable after use, but also consists of material produced from +95% recycled post consumer material from food packing waste.




The main tower posts are available in two types of material: European pine wood posts, pressure impregnated Class 3 with Tanalith E3475 according to EN335 (Equivalent to NTR Class AB). Aluminum post t=2mm with anodized surface treatment. Base material EN AW-6060 T66.



Floors and panel activities are available in two types of material: Waterproof plywood decks thickness 21.5mm from pine and alder wood with anti-slip film on both sides. High Pressure Laminate HPL thickness 17.8mm with slip resistant surface texture according to EN 438-6.



The large hollow components are made of 100% recyclable PE. The roof displayed is moulded in one piece with minimum 5,5mm wall thickness to ensure high durability in all climates around the world.



The main posts are equipped with hot dip galvanised steel footings. The steel footings elevates the posts 20mm from ground level to avoid contact with surfacing material.

Item no. KPL40511-0601

Installation Information

Max. fall height	28 cm
Safety surfacing area	15.0 m²
Total installation time	6.5
Excavation volume	0.32 m³
Concrete volume	0.00 m³
Footing depth (standard)	60 cm
Shipment weight	155 kg
Anchoring options	In-ground ✓ Surface ✓

Warranty Information

EcoCore HDPE	Lifetime
Aluminum	15 years
Pinewood	10 years
Hollow PE parts	10 years
Spare parts guaranteed	10 years



Sustainability Data

KPL405



Cradle to Gate A1-A3	Total CO ₂ emission	CO ₂ e/kg	Recycled materials
	kg CO ₂ e	kg CO ₂ e/kg	%
KPL40511-0601	145.80	1.25	36.70

The overall framework applied for these factors is the Environmental Product Declaration (EPD), which quantifies "environmental information on the life cycle of a product and enable comparisons between products fulfilling the same function" (ISO, 2006). This follows the structure and applies a Life-Cycle Assessment approach to the entire Product stage from raw material through manufacturing (A1-A3))

Kompan A/S
C.F. Tietgens Boulevard 32C
DK-5220 Odense SØ
Denmark



Verification of CO₂ calculation of: Play systems



Data version no. 2023-10-05

The CO₂ calculation and data are in compliance with the principles of a carbon footprint impact according to the GHG protocol (Greenhouse Gas Protocol), Scope 3, cradle to gate related to all individual components in the product category: "Play systems" represented by item no.: PCM200321-0950.

(Scope 3 emissions include emission sources in the upstream and downstream value chain).

Date: 30. October 2023 | Valid until: 30. October 2025
Verified by:

Julie Marie Vejsgaard Larsen, LCA & EPD Consultant

Verification based on report: Validation of CO₂ calculation of 9 categories of Kompan product line, version 1.0, prepared by: Bureau Veritas HSE, Denmark: Julie M. V. Larsen.

Publication date: 30. October 2023

By Bureau Veritas HSE
www.bureauveritas.dk
+45 7731 1000

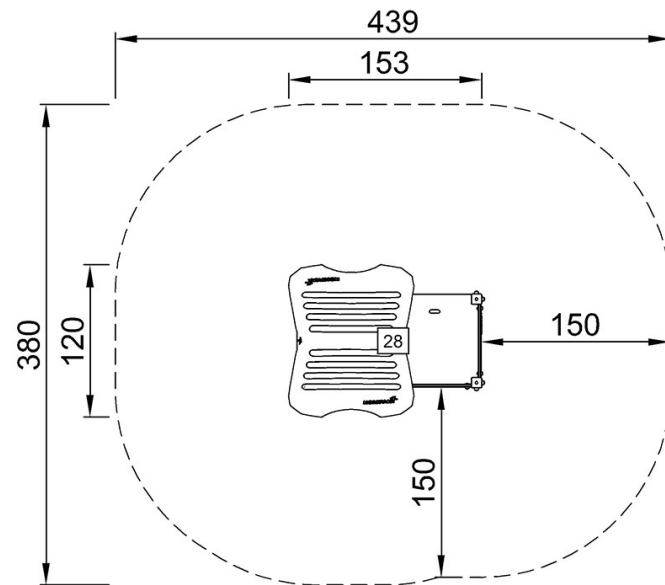


Playhouse with Porch

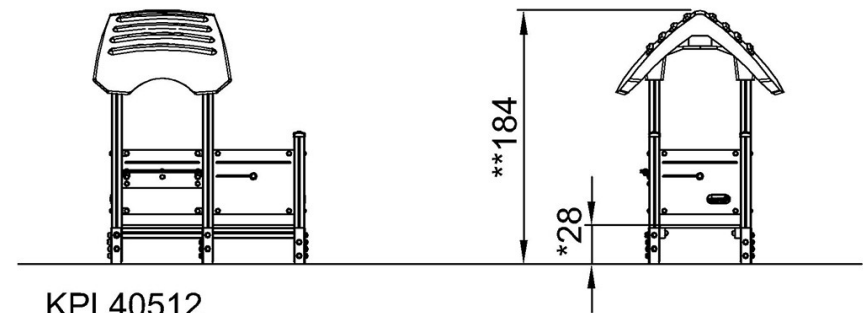
KPL405

* Max fall height | ** Total height | *** Safety surfacing area

* Max fall height | ** Total height



KPL40512
*28cm
**184cm
***15m²



KPL40512

[Click to see TOP VIEW](#)

[Click to see SIDE VIEW](#)