


Cliff Rider


PCM212621



Item no. PCM212621-0902

General Product Information

Dimensions LxWxH	130x563x329 cm
Age group	6+
Play capacity (users)	11
Colour options	     



The amazing Cliff Rider is hugely attractive to school age children. It calls for repeated loops of action, again and again. The intensely thrilling ride high up in the air, on a small footrest, is for the courageous. And those who aren't able to try it on their first go, get there with a little help from their friends. Till then, there is ample climbing and gliding on the climbing walls, climbing cleats on poles, and the fireman's pole. When testing the Cliff Rider with children, they rated it a top scorer in

thrilling play: Height, speed and rough-and-tumble were what the children really liked when playing here. From a more adult perspective, the Cliff Rider trains the muscle force and tension as well as the timing and sequencing of movements. Judging your body's movements, object control, as well as timing, is quite a complex task, but a necessary life skill that makes it possible to, for instance, navigate the body securely and confidently through environments, e.g. in the street traffic. As

opposed to NOT being able to do this, the children who master these skills have body confidence, self-confidence, and ultimately the ability to concentrate on other things, such as academic topics in school. Last but not least, the self-confidence that children gain from overcoming their initial hesitations to travel on the Cliff Rider is the more reason that they should.

Cliff Rider

PCM212621



Climbing wall

Physical: develops children's cross coordination, eye-hand coordination, and muscle strength when climbing. **Social-Emotional:** two-sided climb invites cooperation.



Cliff rider

Physical: pushing with the feet and pushing and pulling with the arms train major muscles. Timing, force and sequence of movements train proprioception and coordination skills. **Social-Emotional:** cooperating with others and turn-taking skills are supported on the Cliff Rider. Helping others overcome their hesitation trains empathy and consideration. **Cognitive:** the force and coordination of movements add to childrens' confidence and teach them important life skills.



Fireman's pole

Physical: supports coordination, arm and core muscles. Landing strengthens bone density. **Social-Emotional:** turn-taking and risk-taking.




Supportive handholds

Physical: handhold provides good grip for less confident climbers. Trains upper body muscles. **Social-Emotional:** allows for a range of physical abilities to enter independently and securely, play for all.

Cliff Rider

PCM212621



Panels of 19mm EcoCore™. EcoCore™ is a highly durable, eco-friendly material, which is not only recyclable after use but also consists of a core produced from 100% recycled material.



All decks are supported by unique designed low-carbon aluminum profiles with multiple attachment options. The grey colored molded decks are made of 75% post-consumer waste PP material with a non-skid pattern and texture surface.



Main posts with hot dip galvanized steel footing are available in different materials: Pressure impregnated pine wood posts. Pre-galvanized inside and outside with powder coated top finish steel posts. Lead free aluminum with color anodized top finish. Greenline TexMade posts of 95% post-consumer recycled PE and textile waste.

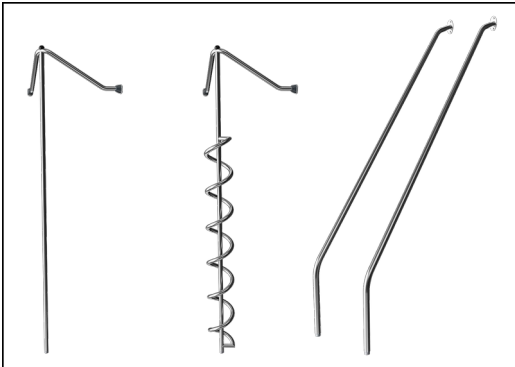
Item no. PCM212621-0902	
Installation Information	
Max. fall height	210 cm
Safety surfacing area	34.0 m²
Total installation time	19.6
Excavation volume	0.67 m³
Concrete volume	0.16 m³
Footing depth (standard)	90 cm
Shipment weight	678 kg
Anchoring options	<div>Surface ✓</div> <div>In-ground ✓</div>
Warranty Information	
EcoCore HDPE	Lifetime
Galvanised Steel	Lifetime
Post	10 years
PP Decks	10 years
Spare Parts Guarantee	10 years



The pole vaulter pole is made of a welded steel construction with a 360° standing platform of Ekogrip. The double sided curved handles are made of EcoCore material. The pole combines superior ergonomics with outstanding functionality.



The rocking movement back and forth is controlled by a heavy duty scaled double rubber torsion spring element. The rubber element ensures a safe movement and reduces speed towards the tower platforms. The base cover of molded PE material with high impact resistance.



Activities are made of high-quality stainless steel which is cleaned by a total pickling process after manufacturing to ensure a smooth and clean gliding surface.



Sustainability Data

PCM212621



Cradle to Gate A1-A3	Total CO ₂ emission	CO ₂ e/kg	Recycled materials
	kg CO ₂ e	kg CO ₂ e/kg	%
PCM212621-0902	1,305.60	2.60	58.90

The overall framework applied for these factors is the Environmental Product Declaration (EPD), which quantifies "environmental information on the life cycle of a product and enable comparisons between products fulfilling the same function" (ISO, 2006). This follows the structure and applies a Life-Cycle Assessment approach to the entire Product stage from raw material through manufacturing (A1-A3))

Kompan A/S
C.F. Tietgens Boulevard 32C
DK-5220 Odense SØ
Denmark



Verification of CO₂ calculation of: Play systems



Data version no. 2023-10-05

The CO₂ calculation and data are in compliance with the principles of a carbon footprint impact according to the GHG protocol (Greenhouse Gas Protocol), Scope 3, cradle to gate related to all individual components in the product category: "Play systems" represented by item no.: PCM200321-0950.

(Scope 3 emissions include emission sources in the upstream and downstream value chain).

Date: 30. October 2023 | Valid until: 30. October 2025
Verified by:

Julie Marie Vejsgaard Larsen, LCA & EPD Consultant

Verification based on report: Validation of CO₂ calculation of 9 categories of Kompan product line, version 1.0, prepared by: Bureau Veritas HSE, Denmark: Julie M. V. Larsen.

Publication date: 30. October 2023

By Bureau Veritas HSE
www.bureauveritas.dk
+45 7731 1000

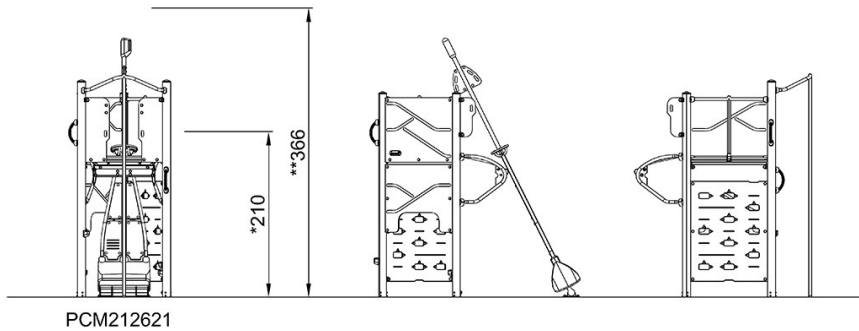
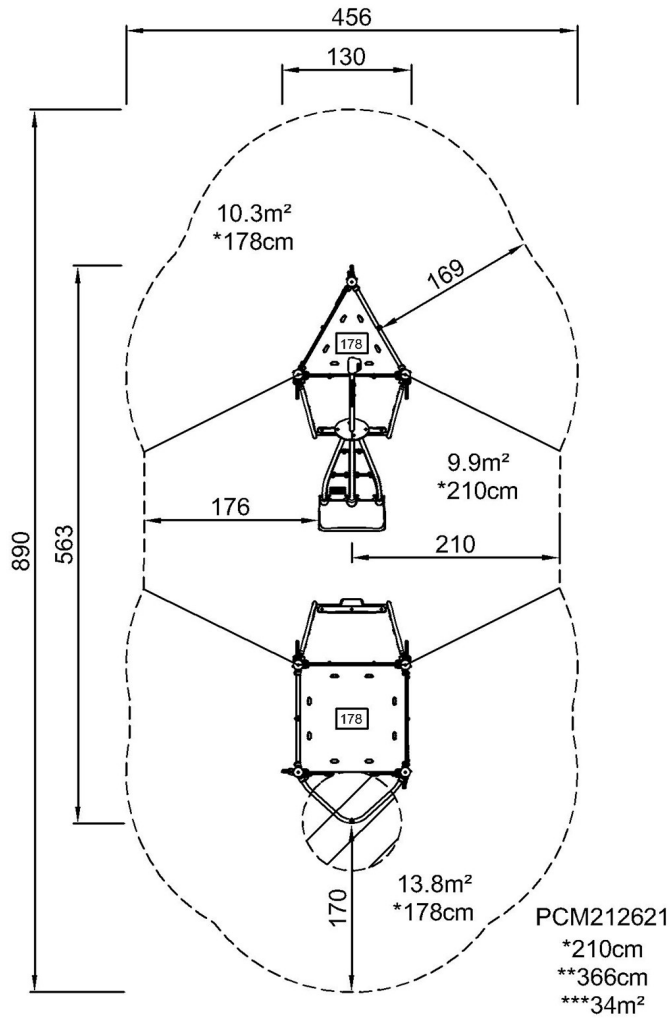


Cliff Rider

PCM212621

* Max fall height | ** Total height | *** Safety surfacing area

* Max fall height | ** Total height



[Click to see TOP VIEW](#)

[Click to see SIDE VIEW](#)