

Play Tower with Ramp


PCM103031



Item no. PCM103031-0904

General Product Information

Dimensions LxWxH	692x627x140 cm
Age group	2+
Play capacity (users)	34
Colour options	    



This great play unit stretches its open arms out creating four spaces that invite children of all abilities to come to play. Thanks to the rich variety of play events, they will, again and again, and for a long time. The ramp takes the child to a series of appealing tactile activities: rattle sound spheres in grooves, vertically and horizontally spinning items, tic-tac-toe. These

can be used from both inside and outside of the unit, inviting social interaction across it. They all stimulate logical thinking and language skills. The climbing wall takes cross-coordination, fundamental for later reading skills. The slide is fun and trains risk-taking. The last part of the unit is just as fascinating: the two hammocks invite parallel play, toddlers'

first social skills play. The great music panel makes sound and tonality, supporting logical thinking and creativity.



Play Tower with Ramp

PCM103031



Accessible ramp

Physical: wheeling or being wheeled up the incline trains spatial awareness, in non-electric wheelchairs it trains upper body coordination and strength. **Cognitive:** the gradual change of height trains the understanding of space and measures for young children.



Turn disk and sound creator

Social-Emotional: spurs group play and conversations with its two-sidedness. **Cognitive:** logical thinking, understanding numeracy. **Creative:** creating sounds when the spheres run through grooves.



Tic-tac-toe panel

Social-Emotional: stimulates communication and turn-taking skills. **Cognitive:** support rules understanding, strategic thinking. **Creative:** leaving marks when tumblers are left in new positions.



Hammock

Physical: coordination and sense of balance when swaying. **Social-Emotional:** meeting, pushing friends gently back and forth, turn-taking. **Cognitive:** for toddlers 'cause and effect' understanding.



Slide

Physical: develops spatial awareness, sense of balance and trains core muscles when sitting upright going down. **Social-Emotional:** empathy stimulated by turn-taking. **Cognitive:** young children develop their understanding of space, speed and distances when sliding down.



Xylophone music panel

Social-Emotional: invites social interaction and co-creation for more children, on both sides. **Cognitive:** understanding of cause and effect when striking tubes and creating sound. **Creative:** the creation of different intensity and tonality stimulates creative skills.



Gearshift and tube panel

Social-Emotional: spurs group play and conversations with its two-sidedness. **Cognitive:** supports dramatic play, which stimulates language skills. Communication skills when explaining functionalities. The passing of materials through funnels supports the children's logical thinking and the understanding of object permanence. **Creative:** changing the position of the gear, leaving your mark.

Play Tower with Ramp

PCM103031



Panels of 19mm EcoCore™. EcoCore™ is a highly durable, eco-friendly material, which is not only recyclable after use but also consists of a core produced from 100% recycled material.



Steel posts are galvanised inside and outside with powder-coated top finish. This provides ultimate corrosion resistance in all climates around the world.



All decks are supported by unique designed low-carbon aluminum profiles with multiple attachment options. The grey colored molded decks are made of 75% post-consumer waste PP material with a non-skid pattern and texture surface.



The slides can be chosen in different materials and colours: Straight or curved one-piece molded PE slides in yellow or grey color. Combined EcoCore™ sides and stainless-steel. Full stainless steel in one-piece design for more vandalism proof solutions.



KOMPAN GreenLine versions are designed with ultimate environmentally friendly materials with lowest possible CO2e emission factor. TexMade post, EcoCore™ panels of 95% post-consumer recycled waste and molded PP decks.

Item no. PCM103031-0904

Installation Information

Max. fall height	100 cm
Safety surfacing area	52.0 m²
Total installation time	24.1
Excavation volume	0.95 m³
Concrete volume	0.06 m³
Footing depth (standard)	90 cm
Shipment weight	799 kg
Anchoring options	In-ground ✓ Surface ✓

Warranty Information

EcoCore HDPE	Lifetime
Movable Parts	2 years
Post	10 years
PP Decks	10 years
Spare Parts Guarantee	10 years



Sustainability Data

PCM103031



Cradle to Gate A1-A3	Total CO ₂ emission	CO ₂ e/kg	Recycled materials
	kg CO ₂ e	kg CO ₂ e/kg	%
PCM103031-0904	1,467.90	2.56	46.50

The overall framework applied for these factors is the Environmental Product Declaration (EPD), which quantifies "environmental information on the life cycle of a product and enable comparisons between products fulfilling the same function" (ISO, 2006). This follows the structure and applies a Life-Cycle Assessment approach to the entire Product stage from raw material through manufacturing (A1-A3))

Verification of CO₂ calculation of: Play systems



Data version no. 2023-10-05

The CO₂ calculation and data are in compliance with the principles of a carbon footprint impact according to the GHG protocol (Greenhouse Gas Protocol), Scope 3, cradle to gate related to all individual components in the product category: "Play systems" represented by item no.: PCM200321-0950.

(Scope 3 emissions include emission sources in the upstream and downstream value chain).

Date: 30. October 2023 | Valid until: 30. October 2025

Verified by:

Julie Marie Vejsgaard Larsen, LCA & EPD Consultant

Verification based on report: Validation of CO₂ calculation of 9 categories of Kompan product line, version 1.0, prepared by: Bureau Veritas HSE, Denmark: Julie M. V. Larsen.

Publication date: 30. October 2023

Validation of CO₂ calculation method
BUREAU VERITAS
HSE Denmark A/S



By Bureau Veritas HSE
www.bureauveritas.dk
+45 7731 1000

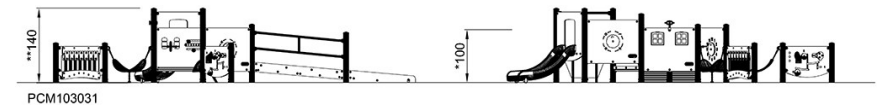
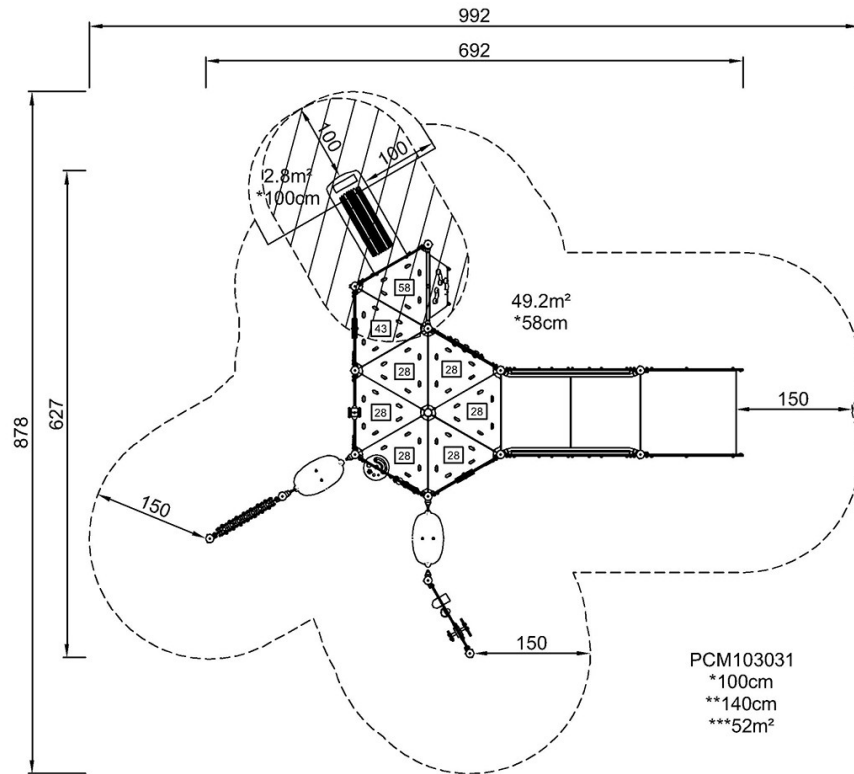


Play Tower with Ramp

PCM103031

* Max fall height | ** Total height | *** Safety surfacing area

* Max fall height | ** Total height



[Click to see TOP VIEW](#)

[Click to see SIDE VIEW](#)