

Tower & Slide, Fireman's Pole & Net



NRO1006




The Tower & Slide, Fireman's Pole & Net appeals immensely to children. With its climb and slide variations, children will try it out repeatedly, training cardio and muscles as they loop the balance beam, net, fireman's pole and slide. The entry access points are graded so that children have a chance to scale up the challenge. The climbing and balancing trains

children's balance and coordination. These are important for securely navigating your body in different space. The cross-modal training when climbing is fundamental for the ability to read. One on the platform, the slide is an all time favourite. When toddlers slide, they train their balance and spatial awareness. These skills are important for understanding the body in

space, speed and distance.

| | |
|-----------------------------|---|
| Item no. NRO1006-1001 | |
| General Product Information | |
| Dimensions LxWxH | 363x528x360 cm |
| Age group | 4+ |
| Play capacity (users) | 9 |
| Color options |   |



Tower & Slide, Fireman's Pole & Net

NRO1006



Climbing net

Physical: the inclined net supports the upward climbing movement of the body. The net supports cross-body coordination, which impacts coordination of the right and left part of brain, fundamental for other skills such as the ability to read. The asymmetry of the net challenges the children's climbing.



Rope handholds

Physical: provides stability in balancing. Makes possible hanging in arms, training upper body muscles. **Social-Emotional:** adds a feeling of security.



Balance beam

Physical: trains the sense of balance, fundamental for all other motor skills that makes it possible to navigate the world confidently and securely. **Social-Emotional:** turn-taking skills and negotiation when crossing each other on the beam. Room for a seated rest and exchange.




Ladder with rope

Physical: cross coordination and eye-hand coordination are supported when children climb the ladder. Leg and core muscles are used intensely. Upper body muscles are developed when children pull themselves upwards in the rope. **Social-Emotional:** learning about turn taking and cooperation.



Slide

Physical: sliding develops spatial awareness and a sense of balance. Furthermore, the core muscles are trained when sitting upright going down. **Social-Emotional:** empathy stimulated by turn-taking.



Fireman's pole

Physical: coordination is supported when going down, as well as arm and core muscles. Landing strengthens bone density, which is built for life in early childhood. **Social-Emotional:** turn-taking and risk-taking.

Tower & Slide, Fireman's Pole & Net

NRO1006



All Organic Robinia products by KOMPAN are made of Robinia wood from sustainable European sources. On request it can be supplied as FSC® Certified (FSC® C004450).



Ropes of UV-stabilized PES rope strands with inner steel cable reinforcement. The polyester yarn is made of +95% Post-consumer materials and is inductively melted onto each strand to obtain excellent wear and tear resistance.



The stainless-steel slides with one-piece slide bed are made of high-quality stainless-steel AISI 304.

| | |
|--------------------------|-------------|
| Item no. NRO1006-1001 | |
| Installation Information | |
| Max. fall height | 170 cm |
| Safety surfacing area | 35.0 m² |
| Total installation time | 11.3 |
| Excavation volume | 2.07 m³ |
| Concrete volume | 0.32 m³ |
| Footing depth (standard) | 103 cm |
| Shipment weight | 589 kg |
| Anchoring options | In-ground ✓ |



Slide interface panel of 19mm EcoCore™. EcoCore™ is a highly durable, eco-friendly material, which is not only recyclable after use, but is also made of +95% recycled post-consumer material from e.g., food packing waste in both core and colorful outer layer.



The stainless-steel activities are made of high-quality stainless steel. The steel is cleaned by a total pickling process after manufacturing to ensure a smooth and clean gliding surfaces.



The Robinia wood can be supplied as untreated raw wood, painted with a brown coloured transparent pigment that maintains the golden wood colour or in a coloured version where selected components are painted in different colours.



Sustainability Data

NRO1006



| Cradle to Gate A1-A3 | Total CO ₂ emission | CO ₂ e/kg | Recycled materials |
|----------------------|--------------------------------|-------------------------|--------------------|
| | kg CO ₂ e | kg CO ₂ e/kg | % |
| NRO1006-1001 | 359.70 | 0.83 | 10.20 |

The overall framework applied for these factors is the Environmental Product Declaration (EPD), which quantifies "environmental information on the life cycle of a product and enable comparisons between products fulfilling the same function" (ISO, 2006). This follows the structure and applies a Life-Cycle Assessment approach to the entire Product stage from raw material through manufacturing (A1-A3))

Kompan A/S
C.F. Tietgens Boulevard 32C
DK-5220 Odense SØ
Denmark



Verification of CO₂ calculation of: Nature play



Data version no. 2023-10-05

The CO₂ calculation and data are in compliance with the principles of a carbon footprint impact according to the GHG protocol (Greenhouse Gas Protocol), Scope 3, cradle to gate related to all individual components in the product category: "Nature play" represented by item no.: NRO409-0621.

(Scope 3 emissions include emission sources in the upstream and downstream value chain).

Date: 30. October 2023 | Valid until: 30. October 2025
Verified by:

Julie Marie Vejsgaard Larsen, LCA & EPD Consultant

Verification based on report: Validation of CO₂ calculation of 9 categories of Kompan product line, version 1.0, prepared by: Bureau Veritas HSE, Denmark: Julie M. V. Larsen.

Publication date: 30. October 2023

By Bureau Veritas HSE
www.bureauveritas.dk
+45 7731 1000

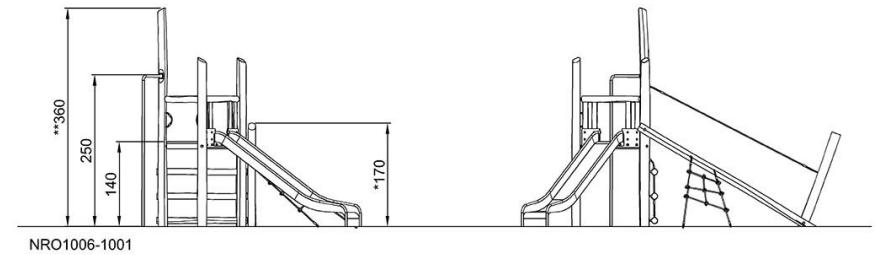
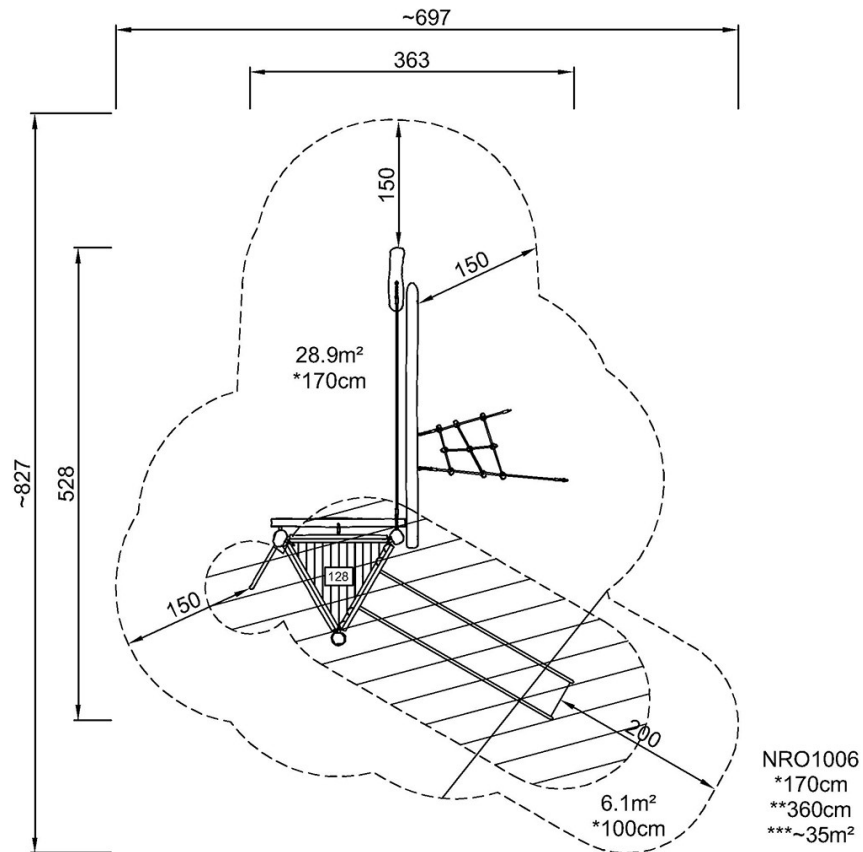


Tower & Slide, Fireman's Pole & Net

NRO1006

* Max fall height | ** Total height | *** Safety surfacing area

* Max fall height | ** Total height



[Click to see TOP VIEW](#)

[Click to see SIDE VIEW](#)