



# Palace, Fortress, Bridge & Net Tower

MSC6418

Item no. MSC641800-3717P	
General Product Information	
Dimensions LxWxH	780x736x288 cm
Age group	2+
Play capacity (users)	32
Color options	



WOW! The Palace & Fortress themes hugely appeal to children's urges for dramatic play stories. The rich variety of physical play activities makes this a magnet for children wanting full play times. The ground level den, or dungeon invites a break with friends. There is a lion side and a unicorn side, inspiring play stories and fantasy characters.

Thanks to the two-sided panels, themes, and the wide accessible stairway, this is play for all, the whole way round the structure. The wide choice of climbing elements of varied difficulty train motor skills, such as cross-coordination. The slides train balance. These motor skills are important for navigating the world confidently. There are many meeting points so the social

play invitation in the Palace and Fortress is immense, with rich, dramatic play motivation, thanks to the theme. Here all children can meet, greet and play, making friends for life.



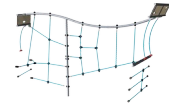
# Palace, Fortress, Bridge & Net Tower

MSC6418



## Megaphone

**Social-Emotional:** inspires communication and turn-taking skills. **Cognitive:** distortion of sound evokes curiosity and stimulates an understanding of cause and effect.



## Climbing net

**Physical:** children develop cross-body coordination and muscle strength. The asymmetry of the net challenges the children's climbing.



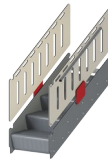
## Curved climbing wall

**Physical:** children develop their cross-body coordination, proprioception and leg, arm and hand strength. Climbing on a curved surface is an extra challenge to muscles.



## Den

**Physical:** crawling through the possible openings trains spatial awareness. **Social-Emotional:** the enclosed space invites social play for two or three children.




## Accessible stairway

**Physical:** climbing the accessible stairway is for all and supports cross coordination as well as arm and leg muscles. For young children, walking stairs and alternating feet is developed. **Social-Emotional:** room for active breaks and adult helpers. An inclusive space.



## Slide

**Physical:** sliding develops spatial awareness and a sense of balance. Furthermore, the core muscles are trained when sitting upright going down. **Social-Emotional:** empathy stimulated by turn-taking. **Cognitive:** young children develop their understanding of space, speed and distances when sliding down quickly.



## Rock climber

**Physical:** supports cross coordination and leg, arm and hand strength. **Social-Emotional:** the inclination makes climbing feel secure, especially for younger children.

# Palace, Fortress, Bridge & Net Tower

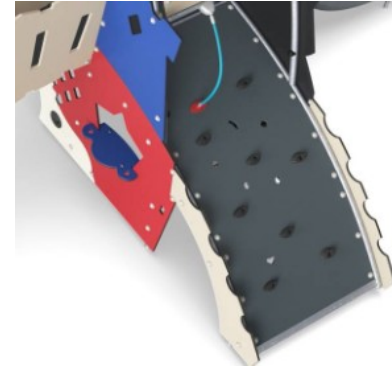
MSC6418



Panels of 19mm EcoCore™. EcoCore™ is a highly durable, eco friendly material, which is not only recyclable after use, but also consists of material produced from +95% recycled post consumer material from food packing waste.



All floors are made of High-Pressure Laminate HPL with a thickness 17.8mm and non skid surface texture according to EN 438-6. KOMPAN HPL has high wearing strength to ensure long lifetime in all climates.



Curved climbing wall is made of Ekogrip® panel that consist of a 15mm thick PE base with 3 mm top-layer of soft rubber with a non-skid effect.

Item no. MSC641800-3717P

## Installation Information

Max. fall height	193 cm
Safety surfacing area	68.5 m²
Total installation time	36.1
Excavation volume	1.89 m³
Concrete volume	0.00 m³
Footing depth (standard)	90 cm
Shipment weight	1,244 kg
Anchoring options	In-ground ✓ Surface ✓



Molded PE slides made with 33% post-consumer materials in different colors in one-piece design with a wall thickness of minimum 5mm. The PE is tested for UV stability and has excellent impact strength and it is usable within a large temperature span.



Climbing nets are made of UV-stabilised PP rope with inner steel cable reinforcement. The rope is induction treated to obtain maximum fixation between steel and rope which provides excellent wear and tear resistance. All rope connectors are made of 100% recyclable PA material.



The steel surfaces are hot dip galvanised inside and outside with lead free zinc. The galvanisation has excellent corrosion resistance in outside environments and requires low maintenance.



# Sustainability Data

MSC6418



Cradle to Gate A1-A3	Total CO <sub>2</sub> emission	CO <sub>2</sub> e/kg	Recycled materials
	kg CO <sub>2</sub> e	kg CO <sub>2</sub> e/kg	%
MSC641800-3717P	2,264.90	2.20	51.70

The overall framework applied for these factors is the Environmental Product Declaration (EPD), which quantifies "environmental information on the life cycle of a product and enable comparisons between products fulfilling the same function" (ISO, 2006). This follows the structure and applies a Life-Cycle Assessment approach to the entire Product stage from raw material through manufacturing (A1-A3))

Kompan A/S  
C.F. Tietgens Boulevard 32C  
DK-5220 Odense SØ  
Denmark



## Verification of CO<sub>2</sub> calculation of: Themed play systems



Data version no. 2023-10-05

The CO<sub>2</sub> calculation and data are in compliance with the principles of a carbon footprint impact according to the GHG protocol (Greenhouse Gas Protocol), Scope 3, cradle to gate related to all individual components in the product category: "Themed play systems" represented by item no.: MSC641100-3717P.

(Scope 3 emissions include emission sources in the upstream and downstream value chain).

Date: 30. October 2023 | Valid until: 30. October 2025  
Verified by:

Julie Marie Vejsgaard Larsen, LCA & EPD Consultant

Verification based on report: Validation of CO<sub>2</sub> calculation of 9 categories of Kompan product line, version 1.0, prepared by: Bureau Veritas HSE, Denmark: Julie M. V. Larsen.

Publication date: 30. October 2023

By Bureau Veritas HSE  
www.bureauveritas.dk  
+45 7731 1000

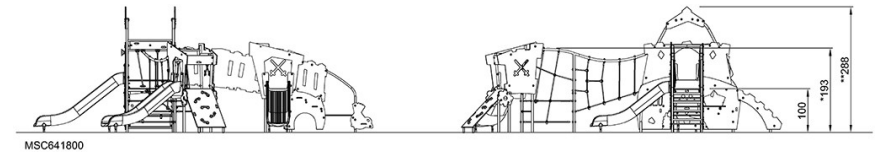
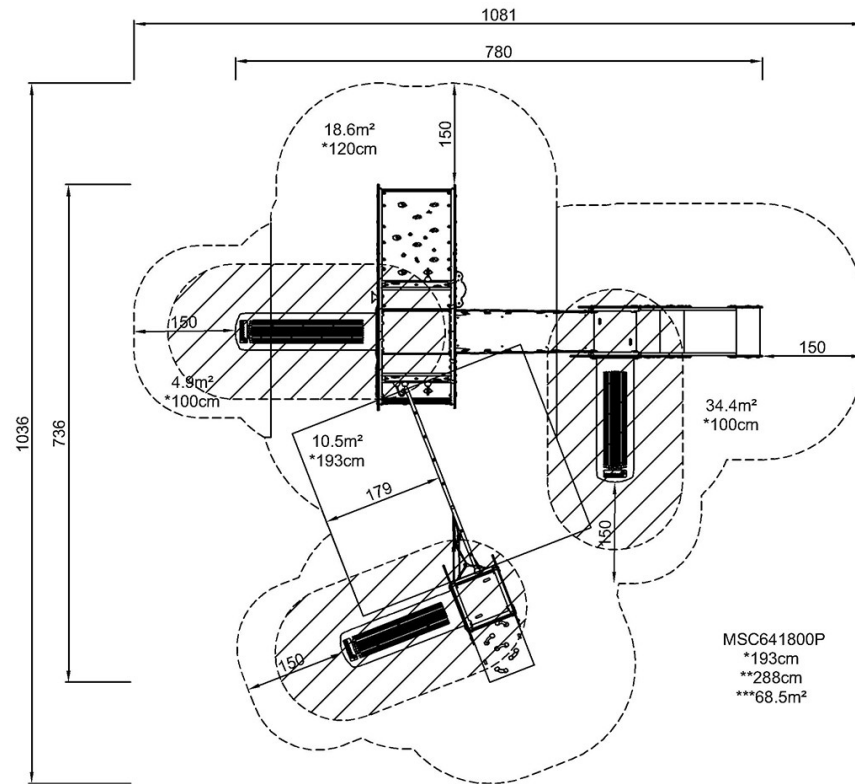


# Palace, Fortress, Bridge & Net Tower

MSC6418

\* Max fall height | \*\* Total height | \*\*\* Safety surfacing area

\* Max fall height | \*\* Total height



[Click to see TOP VIEW](#)

[Click to see SIDE VIEW](#)