



Triple Mega Deck with Towers

PCM301331

Item no. PCM301331-0951

General Product Information

Dimensions LxWxH	720x724x350 cm
Age group	2+
Play capacity (users)	47
Colour options	



This fun, sturdy Triple Mega Deck will attract toddlers over and over. It invites exploration of the various auditive and tactile play panels, stimulating logical thinking and creativity in the child. The drums create variation in sound and can be played alone or together, inviting for social interaction. The tunnel support climbing, crawling and cross-coordination. This

stimulates cross-modal perception, important for reading. The bubble window in the tunnel bridge distorts voices when spoken into, evoking a sense of wonder and training logical thinking. From the roomy platforms a curly climber invites for a thrilling rotating ride back to ground level. There is a double slide also, which allows for carers to join in. The house

platforms offer appealing tactile details to explore, training logical thinking. So this is fun play and training of life skills.



Triple Mega Deck with Towers

PCM301331



Accessible stairway

Physical: climbing the accessible stairway is for all and supports cross coordination as well as arm and leg muscles. **Social-Emotional:** room for active breaks and adult helpers. An inclusive space.



Play sphere

Social-Emotional: can be played from both sides, encouraging cooperation. **Cognitive:** cause and effect understanding. **Creative:** leave a mark and place the spheres at different positions.



Drums

Social-Emotional: cooperation and co-creation, parallel and group play. **Cognitive:** cause and effect understanding when creating sounds, supports a sense of rhythm, essential for pre-reading. **Creative:** creating and leaving a mark with sound.



Bubble window

Social-Emotional: invites interaction between outside and inside. **Cognitive:** distorts the sound of the voice, developing logical thinking.



Curly climber

Physical: supports coordination going down, sense of balance when rotating and arm muscles for holding tight. **Social-Emotional:** empathy stimulated by turn-taking. **Cognitive:** logical thinking when placing arms and legs right for rotating downwards.



Rock climber

Physical: supports cross coordination and leg, arm and hand strength. **Social-Emotional:** the inclination makes climbing feel secure, especially for younger children.



Double slide

Physical: develops spatial awareness, sense of balance and trains core muscles when sitting upright going down. **Social-Emotional:** invites socialising, supports parent-child and peer-to-peer play. **Cognitive:** young children train their understanding of space, speed and distances when sliding down.

Triple Mega Deck with Towers

PCM301331




Panels of 19mm EcoCore™. EcoCore™ is a highly durable, eco-friendly material, which is not only recyclable after use but also consists of a core produced from 100% recycled material.



Main posts with hot dip galvanized steel footing are available in different materials: Pressure impregnated pine wood posts. Pre-galvanized inside and outside with powder coated top finish steel posts. Lead free aluminum with color anodized top finish. Greenline TexMade posts of 95% post-consumer recycled PE and textile waste.



All decks are supported by unique designed low-carbon aluminum profiles with multiple attachment options. The grey colored molded decks are made of 75% post-consumer waste PP material with a non-skid pattern and texture surface.



The slides can be chosen in six different colors and three materials: Straight or curved one-piece molded PE slides, made from 33% recycled post-consumer materials in different colours. Combined EcoCore™ sides and stainless-steel. Full stainless steel in one piece design for more vandalism proof solutions.



KOMPAN GreenLine versions are designed with ultimate environmentally friendly materials with lowest possible CO2e emission factor. TexMade post, EcoCore™ panels of 95% post-consumer recycled waste and molded PP decks.

Item no. PCM301331-0951

Installation Information

Max. fall height	204 cm
Safety surfacing area	68.7 m²
Total installation time	49.7
Excavation volume	0.96 m³
Concrete volume	0.19 m³
Footing depth (standard)	90 cm
Shipment weight	1,896 kg
Anchoring options	In-ground ✓ Surface ✓

Warranty Information

EcoCore HDPE	Lifetime
Movable Parts	2 years
Post	10 years
PP Decks	10 years
Spare Parts Guarantee	10 years



Sustainability Data

PCM301331



Cradle to Gate A1-A3	Total CO ₂ emission	CO ₂ e/kg	Recycled materials
	kg CO ₂ e	kg CO ₂ e/kg	%
PCM301331-0951	2,207.80	1.65	70.30
PCM301331-0901	2,630.20	2.15	61.00

The overall framework applied for these factors is the Environmental Product Declaration (EPD), which quantifies "environmental information on the life cycle of a product and enable comparisons between products fulfilling the same function" (ISO, 2006). This follows the structure and applies a Life-Cycle Assessment approach to the entire Product stage from raw material through manufacturing (A1-A3))

Kompan A/S

C.F. Tietgens Boulevard 32C
DK-5220 Odense SØ
Denmark



Verification of CO₂ calculation of: Play systems



Data version no. 2023-10-05

The CO₂ calculation and data are in compliance with the principles of a carbon footprint impact according to the GHG protocol (Greenhouse Gas Protocol), Scope 3, cradle to gate related to all individual components in the product category: "Play systems" represented by item no.: PCM200321-0950.

(Scope 3 emissions include emission sources in the upstream and downstream value chain).

Date: 30. October 2023 | Valid until: 30. October 2025

Verified by:

Julie Marie Vejsgaard Larsen, LCA & EPD Consultant

Verification based on report: Validation of CO₂ calculation of 9 categories of Kompan product line, version 1.0, prepared by: Bureau Veritas HSE, Denmark: Julie M. V. Larsen.

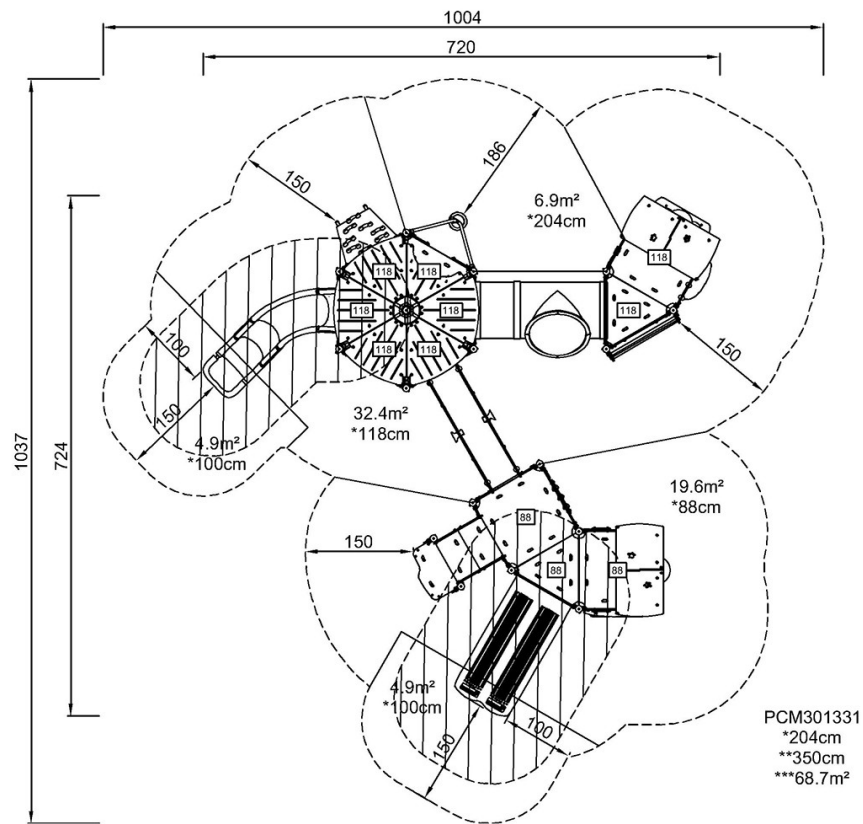
Publication date: 30. October 2023

By Bureau Veritas HSE
www.bureauveritas.dk
+45 7731 1000



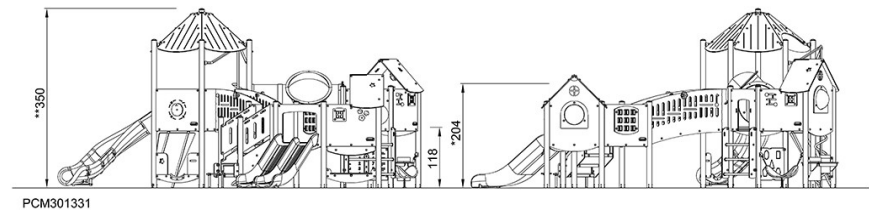
PCM301331

* Max fall height | ** Total height | *** Safety surfacing area



[Click to see TOP VIEW](#)

* Max fall height | ** Total height



[Click to see SIDE VIEW](#)