


# Large Play Tower with curved Slide

PCM103731



Item no. PCM103731-0902	
General Product Information	
Dimensions LxWxH	16'0"x10'11"x8'3"
Age group	2 - 5
Play capacity (users)	21
Color options	



This activity-packed play unit will appeal to children with its varied play activities. It will attract children again and again. The ladder forms fast access for all to the slide. The climbing wall is a challenging entry point that requires several attempts for the less trained climber, but the reward when they complete is wonderful! The climbing wall stimulates cross-

coordination, which has a positive impact on e.g. children's reading skills. Sliding supports balance and posture, both important for managing the world securely. At ground level, responsive play panels form a creative place to socialize. The clock panel invites dramatic play. The music panel stimulates the child's creativity and encourages turn-taking skills while letting

the child explore sound and tonality. All in all, playful space for making friends.




# Large Play Tower with curved Slide

PCM103731



## Accessible stairway

**Physical:** climbing the accessible stairway is for all and supports cross coordination as well as arm and leg muscles. For young children, walking stairs and alternating feet is developed. **Social-Emotional:** room for active breaks and adult helpers. An inclusive space.



## Xylophone music panel

**Social-Emotional:** invites social interaction and co-creation for more children, on both sides. **Cognitive:** understanding of cause and effect when striking tubes and creating sound. **Creative:** the creation of different intensity and tonality stimulates creative skills.



## Rock climber

**Physical:** supports cross coordination and leg, arm and hand strength. **Social-Emotional:** the incline makes climbing feel safer, especially for younger children.



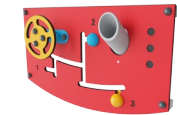
## Window

**Social-Emotional:** invites interaction between sides and cooperative play.



## Curved slide

**Physical:** sliding develops spatial awareness and a sense of balance. Furthermore, the core muscles are trained when sitting upright going down. **Social-Emotional:** empathy stimulated by turn-taking. **Cognitive:** young children develop their understanding of space, speed and distances when sliding down quickly.



## Gearshift and tube panel

**Social-Emotional:** spurs group play and conversations with its dual-sidedness. **Cognitive:** supports dramatic play, which stimulates language skills. Communication skills when explaining functionalities. The passing of materials through funnels supports the children's logical thinking and the understanding of object permanence. **Creative:** changing the position of the gear, leaving your mark.

# Large Play Tower with curved Slide

PCM103731



Panels of 19mm EcoCore™. EcoCore™ is a highly durable, eco friendly material, which is not only recyclable after use, but also consists of a core produced from 100% recycled material.



Main posts with hot-dip galvanized steel footing are available in different materials: Pressure impregnated pinewood posts. Pre-galvanized inside and outside with powder-coated top finish steel posts. Lead-free aluminum with color anodized top finish. Greenline TexMade posts of 100% post-consumer recycled PE and textile waste.



All decks are supported by uniquely designed low-carbon aluminum profiles with multiple attachment options. The grey-colored molded decks are made of 75% post-consumer ocean waste PP material with a non-skid pattern and texture surface.

Item no. PCM103731-0902	
Installation Information	
Max. fall height	3'10"
Safety surfacing area	453ft²
Total installation time	22.2
Excavation volume	0.64yd³
Concrete volume	0yd³
Footing depth (standard)	2'9"
Shipment weight	1220lbs
Anchoring options	In-ground ✓ Surface ✓
Warranty Information	
EcoCore HDPE	Lifetime
Post	10 Years
PP Decks	10 Years
Spare Parts Availability	10 Years



The slides can be chosen in different materials and colors: Straight or curved one-piece molded PE slides in yellow or grey. Combined EcoCore™ sides and stainless steel. Full stainless steel in one-piece designs for more vandalism-proof solutions.



The steel surfaces are hot-dip galvanized inside and outside with lead-free zinc. The galvanization has excellent corrosion resistance in outside environments and requires minimal maintenance.



KOMPAN GreenLine versions are constructed with the most environmentally friendly materials with the lowest possible CO2e emission factor. TexMade posts, EcoCore™ panels of 100% post-consumer recycled ocean waste, and molded PP decks.

Elevated activities 3	Accessible elevated activities	Accessible ground level activities	Accessible ground level play types
Present	3	1	1
Required	2	1	1

**ASTM  
F1487**  
compliant

# Sustainability Data

PCM103731



Cradle to Gate A1-A3	Total CO <sub>2</sub> emission	CO <sub>2</sub> e/kg	Recycled materials
	kg CO <sub>2</sub> e	kg CO <sub>2</sub> e/kg	%
PCM103731-0951	801.00	1.73	68.10
PCM103731-0902	924.90	2.18	59.40

The overall framework applied for these factors is the Environmental Product Declaration (EPD), which quantifies "environmental information on the life cycle of a product and enable comparisons between products fulfilling the same function" (ISO, 2006). This follows the structure and applies a Life-Cycle Assessment approach to the entire Product stage from raw material through manufacturing (A1-A3))

## Kompan A/S

C.F. Tietgens Boulevard 32C  
DK-5220 Odense SØ  
Denmark



## Verification of CO<sub>2</sub> calculation of: Play systems



Data version no. 2023-10-05

The CO<sub>2</sub> calculation and data are in compliance with the principles of a carbon footprint impact according to the GHG protocol (Greenhouse Gas Protocol), Scope 3, cradle to gate related to all individual components in the product category: "Play systems" represented by item no.: PCM200321-0950.

(Scope 3 emissions include emission sources in the upstream and downstream value chain).

**Date: 30. October 2023 | Valid until: 30. October 2025**

**Verified by:**

Julie Marie Vejsgaard Larsen, LCA & EPD Consultant

Verification based on report: Validation of CO<sub>2</sub> calculation of 9 categories of Kompan product line, version 1.0, prepared by: Bureau Veritas HSE, Denmark: Julie M. V. Larsen.

**Publication date: 30. October 2023**

By Bureau Veritas HSE  
www.bureauveritas.dk  
+45 7731 1000

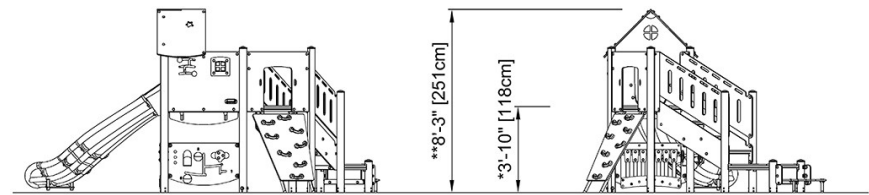
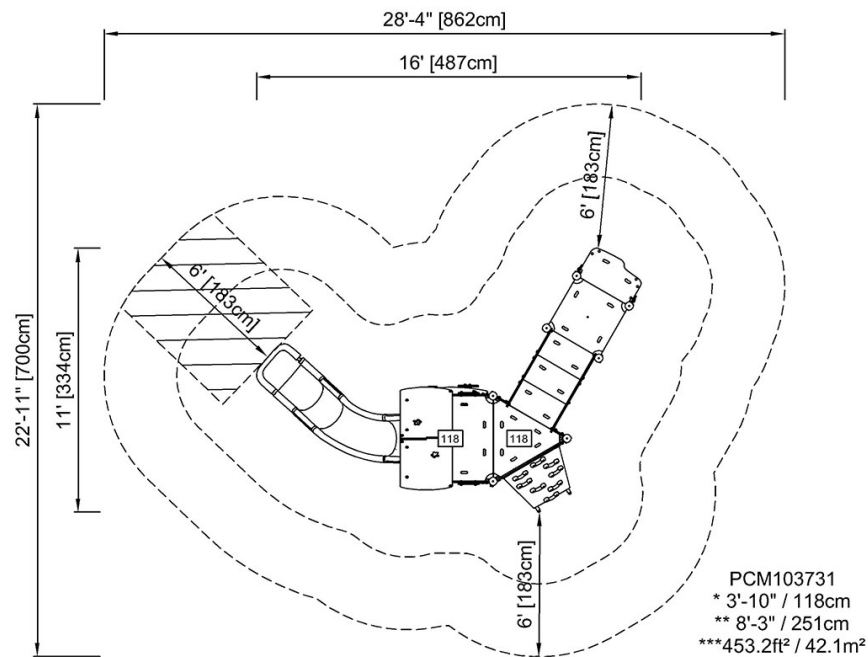


# Large Play Tower with curved Slide

PCM103731

\* Max fall height | \*\* Total height | \*\*\* Safety surfacing area

\* Max fall height | \*\* Total height



PCM103731

[Click to see TOP VIEW](#)

[Click to see SIDE VIEW](#)