

# Tall Castle, X-Large




NRO432




The exceptional Extra Large Tall Castle dazzles children with its medieval look and its impressive range of varied play spaces and activities. The numerous high-paced, multi-level play activities and the quieter ground level spaces greets all abilities and the whole family in play. The three sections excel in offering thrill and meeting spots on all levels. Swaying

hammocks, challenging climbs and fast egresses train children's agility, balance and coordination already in the first few floors of play. But the action-packed higher levels with wild tube slides attract children to climb on, via challenging internal net climbs. See-through cage climbers, slides and bridges add thrill on the way up. The children learn to cooperate,


turn-take and conquer initial fears. The reward is abilities and a wild slide ride back to the fun climbing journey starts on ground level.

Item no. NRO432-1222	
General Product Information	
Dimensions LxWxH	2375x1480x1040 cm
Age group	6+
Play capacity (users)	80
Color options	  



# Tall Castle, X-Large

NRO432



## Sky tunnel

**Physical:** being up high in a transparent net develop the sense of space and balance, which is fundamental in navigating the world securely. **Social-Emotional:** children develop courage, self-confidence, consideration and turn-taking, all important life skills. Passing other children takes co-operation and teaches children turn-taking skills.



## Fireman's pole

**Physical:** coordination is supported when going down, as well as arm and core muscles. Landing strengthens bone density, which is built for life in early childhood. **Social-Emotional:** turn-taking and risk-taking.



## Long tube slide

**Physical:** sliding develops spatial awareness and the sense of balance. **Social-Emotional:** the height ensures extra speed and thrill. Empathy stimulated by turn-taking and consideration of others. Feeling of security when stopping on extra long slide mouth.



## Draw bridge area

**Physical:** varied rope rails offer levelled challenge of balance and spatial awareness as well as arm, leg and core muscles. **Social-Emotional:** the two rope rails support cooperation, parallel play and positive competition by offering varied difficulty levels in entrance.



## Xylophone music panel

**Social-Emotional:** invites social interaction and co-creation for more children, on both sides. **Cognitive:** understanding of cause and effect when striking tubes and creating sound. **Creative:** the creation of different intensity and tonality stimulates creative skills.



## Rock climber

**Physical:** supports cross coordination and leg, arm and hand strength. The hand-holds on top ease entry into platform. **Social-Emotional:** the inclination makes climbing feel secure, especially for younger children.



## Wobble bridge

**Physical:** passing the swaying bridge steps develops the sense of balance, which is fundamental in navigating the world securely. **Social-Emotional:** passing others on the way supports consideration and turn-taking skills.

# Tall Castle, X-Large

NRO432



All Organic Robinia products by KOMPAN are made of Robinia wood from sustainable European sources. On request it can be supplied as FSC® Certified (FSC® C004450).



The paint used for coloured components is water based environmental friendly with excellent UV resistance. The paint is in compliance with EN 71 Part 3.



The Robinia products are designed with a KOMPAN colour concept with a number of different standard colours. The wood can also be supplied as untreated or with brown painted with a pigment that maintains the wood colour.

Item no. NRO432-1222

## Installation Information

Max. fall height	300 cm
Safety surfacing area	279.6 m <sup>2</sup>
Total installation time	800.8
Excavation volume	0.00 m <sup>3</sup>
Concrete volume	0.00 m <sup>3</sup>
Footing depth (standard)	120 cm
Shipment weight	26,499 kg
Anchoring options	In-ground ✓



Ropes of UV-stabilized PES rope strands with inner steel cable reinforcement. The polyester yarn is made from +95% post-consumer materials and is inductively melted onto each strand.



Curved and straight stainless-steel tunnel slides are supported by multiple steel rods to a center steel post. The tunnel slides are designed with perfect curve and inclination for a playful ride.



The wire frame tunnel is made of hot dip galvanised high quality steel. Corocord 16mm ropes of UV-stabilized PES rope strands with inner steel cable reinforcement. The polyester yarn is made from +95% post-consumer materials and is inductively melted onto each strand. The ropes are highly wear-and vandalism-resistant and can be replaced at site if needed.

**EN  
1176**  
compliant

# Sustainability Data

NRO432



Cradle to Gate A1-A3	Total CO <sub>2</sub> emission	CO <sub>2</sub> e/kg	Recycled materials
	kg CO <sub>2</sub> e	kg CO <sub>2</sub> e/kg	%
NRO432-1222	27,223.20	1.18	10.40

The overall framework applied for these factors is the Environmental Product Declaration (EPD), which quantifies "environmental information on the life cycle of a product and enable comparisons between products fulfilling the same function" (ISO, 2006). This follows the structure and applies a Life-Cycle Assessment approach to the entire Product stage from raw material through manufacturing (A1-A3))

Kompan A/S  
C.F. Tietgens Boulevard 32C  
DK-5220 Odense SØ  
Denmark



## Verification of CO<sub>2</sub> calculation of: Nature play



Data version no. 2023-10-05

The CO<sub>2</sub> calculation and data are in compliance with the principles of a carbon footprint impact according to the GHG protocol (Greenhouse Gas Protocol), Scope 3, cradle to gate related to all individual components in the product category: "Nature play" represented by item no.: NRO409-0621.

(Scope 3 emissions include emission sources in the upstream and downstream value chain).

Date: 30. October 2023 | Valid until: 30. October 2025  
Verified by:

Julie Marie Vejsgaard Larsen, LCA & EPD Consultant

Verification based on report: Validation of CO<sub>2</sub> calculation of 9 categories of Kompan product line, version 1.0, prepared by: Bureau Veritas HSE, Denmark: Julie M. V. Larsen.

Publication date: 30. October 2023

By Bureau Veritas HSE  
www.bureauveritas.dk  
+45 7731 1000

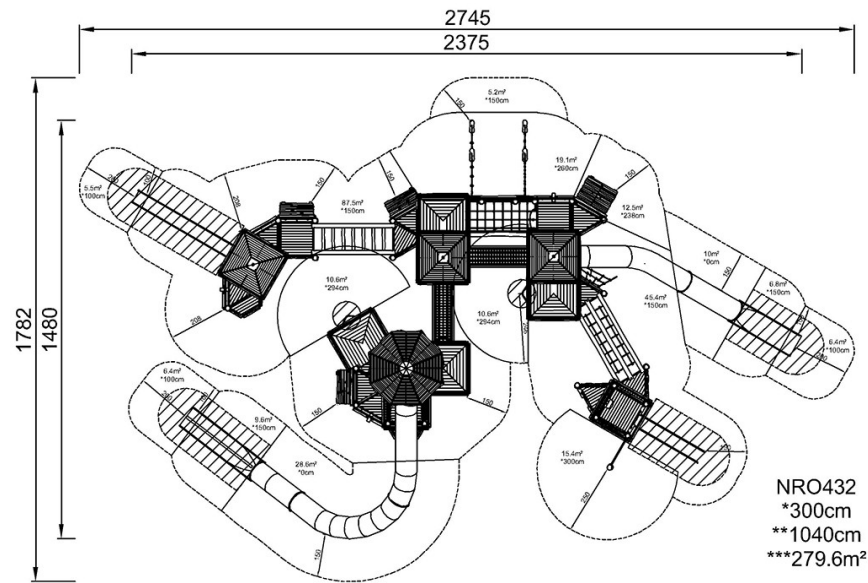


# Tall Castle, X-Large

NRO432

\* Max fall height | \*\* Total height | \*\*\* Safety surfacing area

\* Max fall height | \*\* Total height



[Click to see TOP VIEW](#)

[Click to see SIDE VIEW](#)