

# Play Tower, U2 Slide

PCM104231




The Play Tower, U2 Slide is an ultimate play attraction for developing toddlers. The levels encourage physical play. Children crawl, walk and run the stairs. This activity trains cross-coordination, a fundamental skill for e.g. later reading skills. The play tower also has a slide, and sliding stimulates the sense of balance, which is fundamental for mastering any

physical activity. The balcony allows interaction from the outside to the inside and adds a feeling for height which tickles the stomach. The window has curtains that can be drawn from both sides, inspiring social play and peek-a-boo. This supports the understanding of object permanence, that things don't cease to exist because they disappear. The roomy

stairway allows for breaks and social interaction, too. Lots of social play and exploration in a small footprint.

Item no. PCM104231-0603	
General Product Information	
Dimensions LxWxH	7'1"x7'6"x6'11"
Age group	6m - 2
Play capacity (users)	11
Color options	



# Play Tower, U2 Slide

PCM104231



## Balcony

**Social-Emotional:** the balcony invites meetings and interaction with people on ground level. **Cognitive:** invites dramatic play and performance, which stimulates language development.



## Window

**Social-Emotional:** invites interaction between sides and cooperative play.



## Slide

**Physical:** sliding develops spatial awareness and a sense of balance. Furthermore, the core muscles are trained when sitting upright going down. **Social-Emotional:** empathy stimulated by turn-taking. **Cognitive:** young children develop their understanding of space, speed and distances when sliding down quickly.



## Window with curtains

**Physical:** tactile stimulation supports sensory skills, when children explore characteristics of the materials. **Social-Emotional:** social interaction between inside and outside, supporting taking turns and cooperation skills. **Cognitive:** understanding object permanence when playing, e.g. peek-a-boo. Dramatic play support, encouraging language skills. **Creative:** leaving a mark, deciding how to place curtains.

# Play Tower, U2 Slide

PCM104231



Panels are available in two different materials: 19 mm EcoCore™ HDPE or impregnated and brown painted pine wood. EcoCore™ is a highly durable, ecofriendly material, which is not only recyclable after use, but also consists of a core produced from 100% recycled material. Pine wood boards are embedded in stainless steel frames.



Main posts with hot-dip galvanized steel footing are available in different materials: Pressure impregnated pinewood posts. Pre-galvanized inside and outside with powder-coated top finish steel posts. Lead-free aluminum with color anodized top finish. Greenline TexMade posts of 100% post-consumer recycled PE and textile waste.



All decks are supported by uniquely designed low-carbon aluminum profiles with multiple attachment options. The grey-colored molded decks are made of 75% post-consumer ocean waste PP material with a non-skid pattern and texture surface.

Item no. PCM104231-0603	
Installation Information	
Max. fall height	1'11"
Safety surfacing area	286ft²
Total installation time	11.5
Excavation volume	0.34yd³
Concrete volume	0yd³
Footing depth (standard)	2'0"
Shipment weight	649lbs
Anchoring options	In-ground ✓ Surface ✓
Warranty Information	
EcoCore HDPE	Lifetime
Post	10 Years
PP Decks	10 Years
Spare Parts Availability	10 Years



Roof is made from rotomolded PE. PE has high impact resistance across a wide temperature span that ensures durability.



The slides can be chosen in six different colors and three materials: Straight or curved one-piece molded PE slides. Combined EcoCore™ sides and stainless steel. Full stainless steel in a one-piece design for more vandalism-proof solutions.



KOMPAN GreenLine versions are constructed with the most environmentally friendly materials with the lowest possible CO2e emission factor. TexMade posts, EcoCore™ panels of 100% post-consumer recycled ocean waste, and molded PP decks.

Elevated activities 0	Accessible elevated activities	Accessible ground level activities	Accessible ground level play types
Present	0	0	0
Required	0	0	0

**ASTM  
F2373**  
compliant

# Sustainability Data

PCM104231



Cradle to Gate A1-A3	Total CO <sub>2</sub> emission	CO <sub>2</sub> e/kg	Recycled materials
	kg CO <sub>2</sub> e	kg CO <sub>2</sub> e/kg	%
PCM104231-0651	431.60	1.95	62.40
PCM104231-0603	380.70	1.70	28.30

The overall framework applied for these factors is the Environmental Product Declaration (EPD), which quantifies "environmental information on the life cycle of a product and enable comparisons between products fulfilling the same function" (ISO, 2006). This follows the structure and applies a Life-Cycle Assessment approach to the entire Product stage from raw material through manufacturing (A1-A3))

**KOMPAN**  
Let's play

## Kompan A/S

C.F. Tietgens Boulevard 32C  
DK-5220 Odense SØ  
Denmark

Validation of CO<sub>2</sub> calculation method  
**BUREAU VERITAS**  
HSE Denmark A/S



## Verification of CO<sub>2</sub> calculation of: Play systems



Data version no. 2023-10-05

The CO<sub>2</sub> calculation and data are in compliance with the principles of a carbon footprint impact according to the GHG protocol (Greenhouse Gas Protocol), Scope 3, cradle to gate related to all individual components in the product category: "Play systems" represented by item no.: PCM200321-0950.

(Scope 3 emissions include emission sources in the upstream and downstream value chain).

**Date: 30. October 2023 | Valid until: 30. October 2025**

**Verified by:**

Julie Marie Vejsgaard Larsen, LCA & EPD Consultant

Verification based on report: Validation of CO<sub>2</sub> calculation of 9 categories of Kompan product line, version 1.0, prepared by: Bureau Veritas HSE, Denmark: Julie M. V. Larsen.

**Publication date: 30. October 2023**

By Bureau Veritas HSE  
www.bureauveritas.dk  
+45 7731 1000

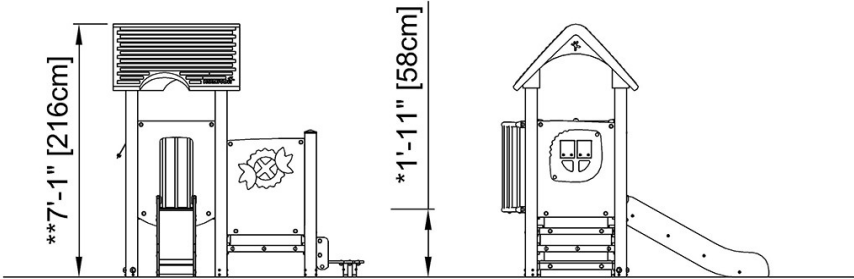
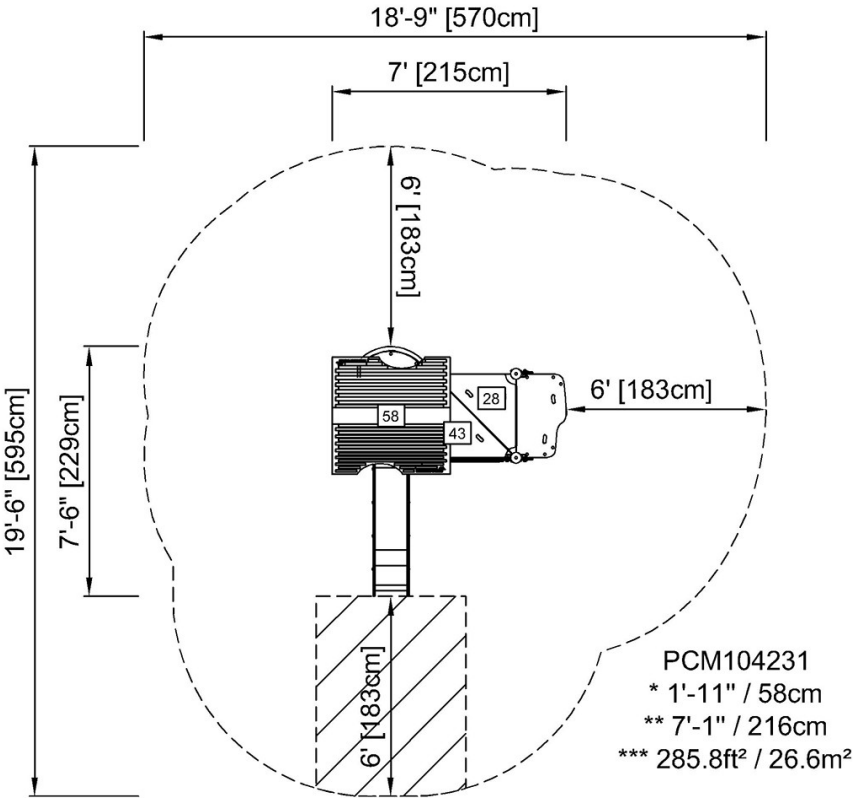


# Play Tower, U2 Slide

PCM104231

\* Max fall height | \*\* Total height | \*\*\* Safety surfacing area

\* Max fall height | \*\* Total height



PCM104231

[Click to see TOP VIEW](#)

[Click to see SIDE VIEW](#)