


Jungle 4x4

NRO563

Item no. NRO563-1041

General Product Information

Dimensions LxWxH	160x284x125 cm
Age group	2+
Play capacity (users)	8
Colour options	  



The Jungle ignites the child's imagination. With its appealing theme and look, it is a dramatic play starter. The many climb-and-crawl through options invite activity and stimulate motor skills such as cross-coordination. This stimulates the cross-modal perception which supports e.g. reading skills. It additionally trains muscles, proprioception and movement control. On the

easily accessible platform, a gear shift, steering wheel and seat add to the imaginative driving of the amazing Jungle. Dramatic play is the favorite play type for younger children. Apart from building an understanding of the world, dramatic play also trains language and communication skills intensely. The open design and the easy access of the Jungle

invites all children to benefit from play, making friends for life.




Jungle 4x4

NRO563



Theme

Cognitive: suggests a theme and supports dramatic play, which stimulates languages and communication skills.



Switch

Cognitive: an understanding of cause and effect is developed when pushing something that moves. The theme of light switch supports dramatic play, which is known to stimulate language skills.




Play sphere

Social-Emotional: can be played from both sides, encouraging cooperation. **Cognitive:** cause and effect understanding. **Creative:** leave a mark and place the spheres at different positions.



Turning wheel

Social-Emotional: develops turn-taking, communication and cooperation. **Cognitive:** the manipulative item stimulates cause and effect understanding, logical thinking and communication. **Creative:** working with moveable play items that can leave a mark supports the child's creativity.



Flap door

Physical: tactile stimulation from leaning the body through rubber doors. **Cognitive:** suggests a theme and supports dramatic play, which stimulates languages and communication skills.



Gear shift


Social-Emotional: cooperation, turn-taking, sharing. **Cognitive:** suggests a theme and supports dramatic play, which stimulates languages skills.

Jungle 4x4

NRO563



All Organic Robinia products by KOMPAN are made of Robinia wood from sustainable European sources. On request it can be supplied as FSC® Certified (FSC® C004450).



The paint used for coloured components is water based environmental friendly with excellent UV resistance. The paint is in compliance with EN 71 Part 3.



The Robinia products are designed with a KOMPAN colour concept with a number of different standard colours. The wood can also be supplied as untreated or with brown painted with a pigment that maintains the wood colour.



There are Multiple footing options for all products: Surface anchoring with steel footings and expansion bolts. Wood in-ground or steel in-ground footings.



Panels of 19mm EcoCore™. EcoCore™ is a highly durable, eco friendly material, which is not only recyclable after use, but also consists of material produced from +95% recycled post consumer material from food packing waste.



The Robinia wood can be supplied as untreated raw wood, painted with a brown coloured transparent pigment that maintains the golden wood colour or in a coloured version where selected components are painted in different colours.

Item no. NRO563-1041	
Installation Information	
Max. fall height	28 cm
Safety surfacing area	23.9 m²
Total installation time	13.5
Excavation volume	0.80 m³
Concrete volume	0.10 m³
Footing depth (standard)	100 cm
Shipment weight	687 kg
Anchoring options	Surface ✓ In-ground ✓
Warranty Information	
EcoCore HDPE	Lifetime
Hot dip galvanised steel	Lifetime
Robinia wood	15 years
Membrane	2 years
Spare parts guaranteed	10 years



Sustainability Data

NRO563



Cradle to Gate A1-A3	Total CO ₂ emission	CO ₂ e/kg	Recycled materials
	kg CO ₂ e	kg CO ₂ e/kg	%
NRO563-1041	161.60	0.33	9.60

The overall framework applied for these factors is the Environmental Product Declaration (EPD), which quantifies "environmental information on the life cycle of a product and enable comparisons between products fulfilling the same function" (ISO, 2006). This follows the structure and applies a Life-Cycle Assessment approach to the entire Product stage from raw material through manufacturing (A1-A3))

Verification of CO₂ calculation of: Nature play



Data version no. 2023-10-05

The CO₂ calculation and data are in compliance with the principles of a carbon footprint impact according to the GHG protocol (Greenhouse Gas Protocol), Scope 3, cradle to gate related to all individual components in the product category: "Nature play" represented by item no.: NRO409-0621.

(Scope 3 emissions include emission sources in the upstream and downstream value chain).

Date: 30. October 2023 | Valid until: 30. October 2025

Verified by:

Julie Marie Vejsgaard Larsen, LCA & EPD Consultant

Verification based on report: Validation of CO₂ calculation of 9 categories of Kompan product line, version 1.0, prepared by: Bureau Veritas HSE, Denmark: Julie M. V. Larsen.

Publication date: 30. October 2023



By Bureau Veritas HSE
www.bureauveritas.dk
+45 7731 1000

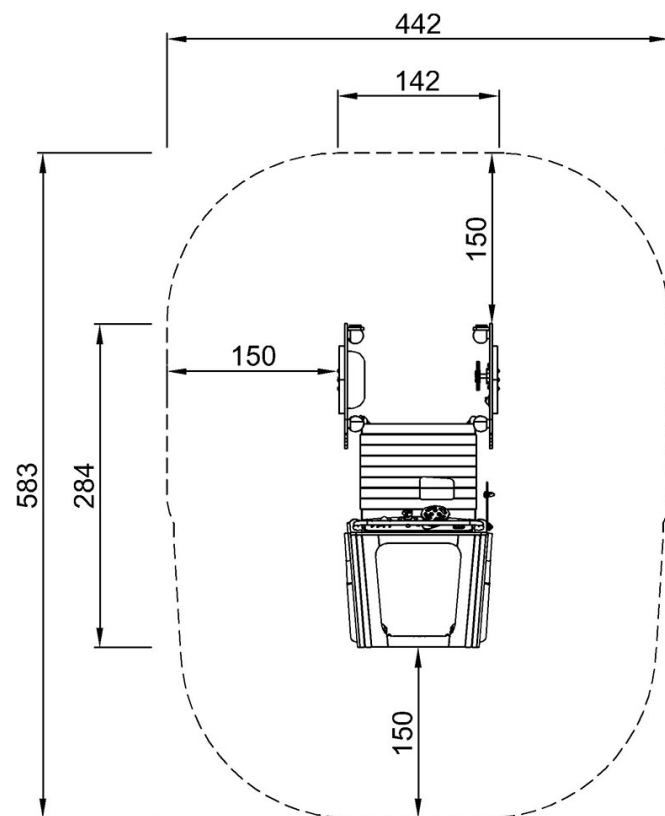


Jungle 4x4

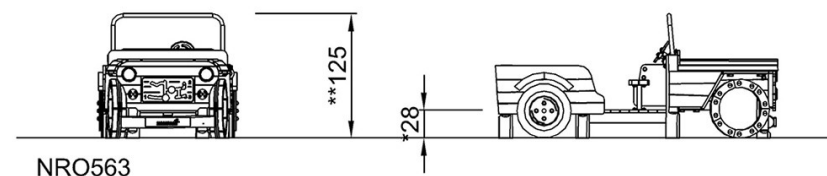
NRO563

* Max fall height | ** Total height | *** Safety surfacing area

* Max fall height | ** Total height



NRO563
*28cm
**125cm
***23.3m²



[Click to see TOP VIEW](#)

[Click to see SIDE VIEW](#)