


# CHELSEA Overhead Ladder

PCX802



Item no. PCX802-0905	
General Product Information	
Dimensions LxWxH	121x228x203 cm
Age group	5 - 12
Play capacity (users)	4
Colour options	



The CHELSEA Inclined Overhead Ladder, also known as monkey bars, is a favorite activity among children. They keep trying to manage the "walking", hand over hand, from one end to another, which ensures holding power. Besides being great fun the inclined overhead ladder is perfect for developing physical skills, such as overall body control, cross-body coordination,

proprioception and upper body strength. It supports training of many different muscle groups including arms, shoulders and abdominals. To do the "walking" by swinging from one bar to the next is challenging and requires a lot of courage. Trying again and again develops children's overall body control and self regulation, important for their

emotional development, such as their self esteem.



# CHELSEA Overhead Ladder

PCX802



## Overhead ladder

**Physical:** develops children's upper body muscles and arm strength, cross coordination and spatial awareness. This is especially important due to sedentary lifestyles and back-pain in children. **Social-Emotional:** chill and socialize on top of the overhead ladder, training cooperation.




# CHELSEA Overhead Ladder

PCX802



All steel components are made of high quality materials. The posts have an alloy with improved tensile and yield strength according to the NYCP material specification. The painted aluminum post caps are riveted to the top of the post.



The steel surfaces are hot dip galvanised inside and outside with lead free zinc. The galvanisation has excellent corrosion resistance in outside environments and requires low maintenance.

Item no. PCX802-0905	
Installation Information	
Max. fall height	186 cm
Safety surfacing area	25.3 m²
Total installation time	4.1
Excavation volume	0.11 m³
Concrete volume	0.05 m³
Footing depth (standard)	85 cm
Shipment weight	144 kg
Anchoring options	In-ground ✓
Warranty Information	
EcoCore HDPE	Lifetime
HDG post	Lifetime
HPL decks	15 years
Ropes & nets	10 years
Spare parts guaranteed	10 years

Elevated activities 0	Accessible elevated activities	Accessible ground level activities	Accessible ground level play types
Present	0	1	1
Required	0	1	1

**CSA**  
**Z614**  
compliant

# Sustainability Data

PCX802



Cradle to Gate A1-A3	Total CO <sub>2</sub> emission	CO <sub>2</sub> e/kg	Recycled materials
	kg CO <sub>2</sub> e	kg CO <sub>2</sub> e/kg	%
PCX802-0905	300.40	2.81	47.70

The overall framework applied for these factors is the Environmental Product Declaration (EPD), which quantifies "environmental information on the life cycle of a product and enable comparisons between products fulfilling the same function" (ISO, 2006). This follows the structure and applies a Life-Cycle Assessment approach to the entire Product stage from raw material through manufacturing (A1-A3))

## Kompan A/S

C.F. Tietgens Boulevard 32C  
DK-5220 Odense SØ  
Denmark



## Verification of CO<sub>2</sub> calculation of: Play systems



Data version no. 2023-10-05

The CO<sub>2</sub> calculation and data are in compliance with the principles of a carbon footprint impact according to the GHG protocol (Greenhouse Gas Protocol), Scope 3, cradle to gate related to all individual components in the product category: "Play systems" represented by item no.: PCM200321-0950.

(Scope 3 emissions include emission sources in the upstream and downstream value chain).

**Date: 30. October 2023 | Valid until: 30. October 2025**

**Verified by:**

Julie Marie Vejsgaard Larsen, LCA & EPD Consultant

Verification based on report: Validation of CO<sub>2</sub> calculation of 9 categories of Kompan product line, version 1.0, prepared by: Bureau Veritas HSE, Denmark: Julie M. V. Larsen.

**Publication date: 30. October 2023**

By Bureau Veritas HSE  
www.bureauveritas.dk  
+45 7731 1000

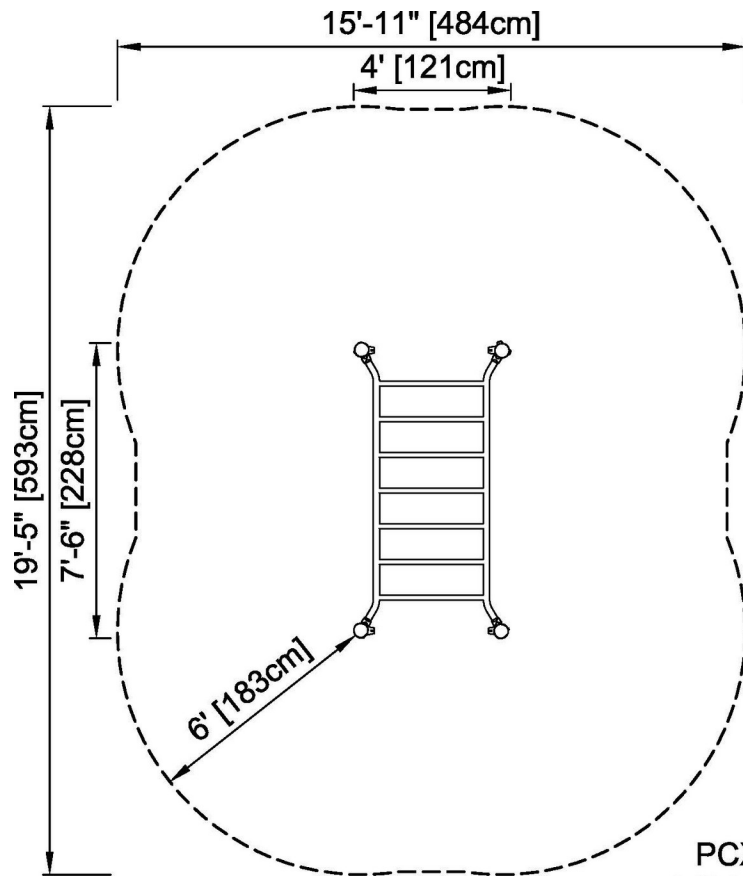


# CHELSEA Overhead Ladder

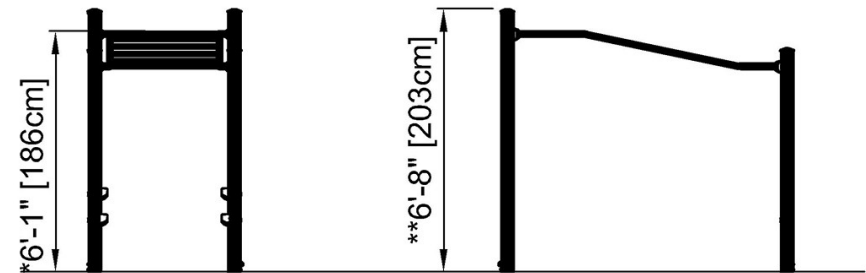
PCX802

\* Max fall height | \*\* Total height | \*\*\* Safety surfacing area

\* Max fall height | \*\* Total height



PCX802  
\* 6' / 186cm  
\*\* 6'-8" / 203cm  
\*\*\* 272ft<sup>2</sup> / 25.3m<sup>2</sup>



PCX802

[Click to see TOP VIEW](#)

[Click to see SIDE VIEW](#)