


Explorer Ship, Medium

NRO542

Item no. NRO542-1021

General Product Information

Dimensions LxWxH	622x961x581 cm
Age group	4+
Play capacity (users)	37
Colour options	  



Just try to keep the kids away from this huge Explorer Ship built right on the land! There are a variety of levels and play activities, where the children can climb, crawl, bounce and slide until they are worn out. There are nets and climbing walls to build strength and coordination, and also quiet spaces under the deck to chill out. The ship is made of Robinia

timber, which provides an organic structure, that can either blend into or stand out from your surrounds. Children can touch and feel the timber while acting out their imaginations and social play, observing how nature inspiration interacts with the built environment. So jump aboard the explorer ship, fire the cannons and sail the seas!


Explorer Ship, Medium

NRO542



Bow net

Physical: the interconnected bow net and ladders make a challenging climb. This supports cross coordination and major muscles. **Social-Emotional:** the climbers feel the movements of their peers in the net. This evokes cooperation, turn-taking risk-taking and empathy.



Binoculars

Cognitive: the binoculars promote dramatic play, a great trainer of language and communication skills. **Creative:** the binoculars can be moved around. Looking through them gives a new perspective on the world.



Rock climber

Physical: supports cross coordination and leg, arm and hand strength. The hand-holds on top ease entry into platform. **Social-Emotional:** the inclination makes climbing feel secure, especially for younger children.



Coconut rope bridge

Physical: the bridge sways gently, training the sense of balance and space when the child balances across. These motor skills in are great for learning how to navigate space. **Social-Emotional:** children swaying together on the rope experience their own and others' movements. This spurs cooperation and consideration, e.g. when passing others on the rope.



Slide

Physical: develops spatial awareness, sense of balance and trains core muscles when sitting upright going down. **Social-Emotional:** empathy stimulated by turn-taking.



Cannon

Cognitive: the cannon set a tangible theme and thus spur dramatic play. Dramatic play supports language and communication skills.



Open space

Social-Emotional: the open space allows for more children to be together and share. Important life skills like courage, self-confidence, consideration and turn-taking are built.

Explorer Ship, Medium

NRO542



All organic Robinia products by KOMPAN are made of Robinia wood which is sourced from sustainable plantation farms. On request it can be supplied as FSC® Certified (FSC® C004450).




The paint used for coloured components is water based, which is environmentally friendly and has excellent UV resistance. The paint complies with Australian Standards.



The Robinia products come in a number of standard colour options. The wood can also be supplied as untreated or with brown painted with a pigment that maintains the wood colour.



Ropes of UV-stabilized PES rope strands with inner steel cable reinforcement. The polyester yarn is made from +95% post-consumer materials and is inductively melted onto each strand.



The hardware is made of stainless steel or galvanised steel to ensure durable connections that has high corrosion resistance.

Item no. NRO542-1021	
Installation Information	
Max. fall height	268 cm
Safety surfacing area	82.1 m²
Total installation time	64.1
Excavation volume	8.24 m³
Concrete volume	3.70 m³
Footing depth (standard)	100 cm
Shipment weight	4,194 kg
Anchoring options	In-ground ✓
Warranty Information	
Robinia Wood	15 years
Ropes & Nets	10 years
Spare Parts Guarantee	10 years
Stainless Steel Components	Lifetime
Stainless Steel Components	Lifetime

AS
4685
compliant

Sustainability Data

NRO542



Cradle to Gate A1-A3	Total CO ₂ emission	CO ₂ e/kg	Recycled materials
	kg CO ₂ e	kg CO ₂ e/kg	%
NRO542-1021	2,310.80	0.70	2.30

The overall framework applied for these factors is the Environmental Product Declaration (EPD), which quantifies "environmental information on the life cycle of a product and enable comparisons between products fulfilling the same function" (ISO, 2006). This follows the structure and applies a Life-Cycle Assessment approach to the entire Product stage from raw material through manufacturing (A1-A3))

Kompan A/S

C.F. Tietgens Boulevard 32C
DK-5220 Odense SØ
Denmark



Verification of CO₂ calculation of: Nature play



Data version no. 2023-10-05

The CO₂ calculation and data are in compliance with the principles of a carbon footprint impact according to the GHG protocol (Greenhouse Gas Protocol), Scope 3, cradle to gate related to all individual components in the product category: "Nature play" represented by item no.: NRO409-0621.

(Scope 3 emissions include emission sources in the upstream and downstream value chain).

Date: 30. October 2023 | Valid until: 30. October 2025

Verified by:

Julie Marie Vejsgaard Larsen, LCA & EPD Consultant

Verification based on report: Validation of CO₂ calculation of 9 categories of Kompan product line, version 1.0, prepared by: Bureau Veritas HSE, Denmark: Julie M. V. Larsen.

Publication date: 30. October 2023

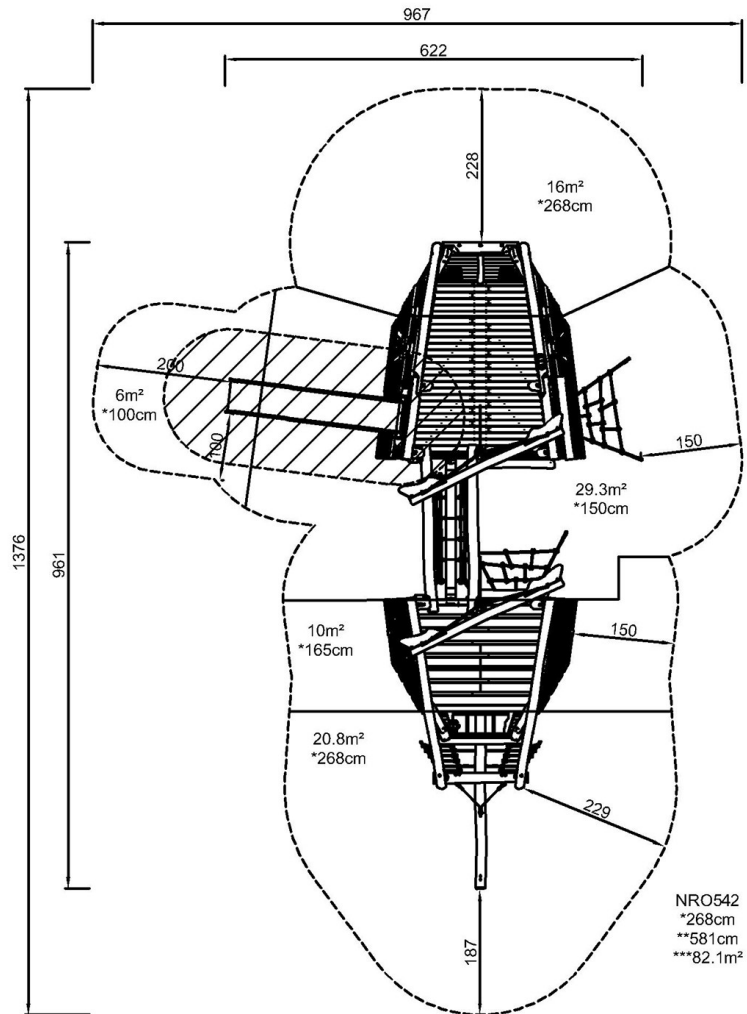
By Bureau Veritas HSE
www.bureauveritas.dk
+45 7731 1000



Explorer Ship, Medium

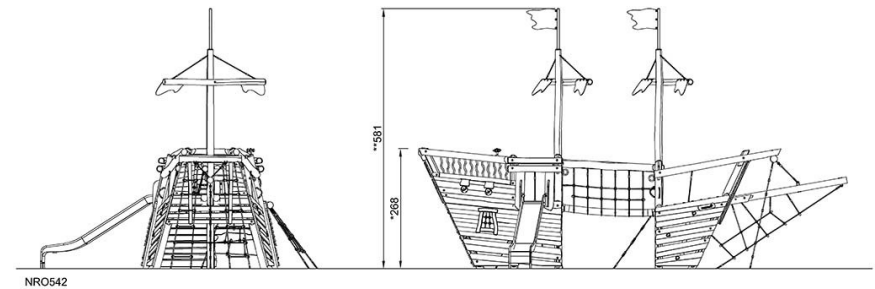
NRO542

* Max fall height | ** Total height | *** Safety surfacing area



[Click to see TOP VIEW](#)

* Max fall height | ** Total height



[Click to see SIDE VIEW](#)