

Multi Deck Playhouse


PCM002531



Item no. PCM002531-0605

General Product Information

Dimensions LxWxH	10'10"x13'1"x9'0"
Age group	2 - 5
Play capacity (users)	18
Color options	



The multi deck playhouse is an ultimate play attraction for developing toddlers. The many levels and sections stimulate exploration and encourage physical play. Children train cross-coordination when climbing the platforms, a fundamental skill for later reading skills. The playhouse also has a slide which stimulates the sense of balance, important for mastering any

physical activity. Play panels invite exploration: The desk with conveyor belt stimulates cross-modal perception which stimulate language skills. The crawl-through hole invites peek-a-boo games which help build an understanding of object permanence: that objects exist when out of sight. The talk tubes play on the same attraction and build an understanding of cause

and effect which stimulates logical thinking. The accessible stairway makes an easy entry for the slide, for all. The endless loops of climbing the stairs and sliding down provide plenty of physical exercise. And the many tactile play activities encourage social play and turn-taking.

Multi Deck Playhouse

PCM002531



Slide

Physical: sliding develops spatial awareness and a sense of balance. Furthermore, the core muscles are trained when sitting upright going down. **Social-Emotional:** empathy stimulated by turn-taking. **Cognitive:** young children develop their understanding of space, speed and distances when sliding down quickly.



Desk with conveyor belt

Physical: tactile stimulation from running hands over rolling spheres on conveyor belt. **Social-Emotional:** sharing and cooperation from both sides create a social scenario that supports communication and cooperation. **Cognitive:** supports dramatic play scenarios, trains cause and effect understanding.



Window

Social-Emotional: invites interaction between sides and cooperative play.



Talk tube

Social-Emotional: encourages communication and social interaction. **Cognitive:** evokes curiosity and stimulates an understanding of cause and effect and object permanence: objects and people still exist when out of sight.



Balcony

Social-Emotional: the balcony invites meetings and interaction with people on ground level. **Cognitive:** invites dramatic play and performance, which stimulates language development.



Abacus

Cognitive: supports understanding of measurement.



Crawl-through hole

Physical: the hole allows for climbing and crawling through, developing cross coordination, proprioception and spatial awareness. **Social-Emotional:** cooperation and turn-taking when passing one another.

Multi Deck Playhouse

PCM002531



Panels are available in two different materials: 19 mm EcoCore™ HDPE or impregnated and brown painted pine wood. EcoCore™ is a highly durable, ecofriendly material, which is not only recyclable after use, but also consists of a core produced from 100% recycled material. Pine wood boards are embedded in stainless steel frames.



Main posts with hot-dip galvanized steel footing are available in different materials: Pressure impregnated pinewood posts. Pre-galvanized inside and outside with powder-coated top finish steel posts. Lead-free aluminum with color anodized top finish. Greenline TexMade posts of 100% post-consumer recycled PE and textile waste.



All decks are supported by uniquely designed low-carbon aluminum profiles with multiple attachment options. The grey-colored molded decks are made of 75% post-consumer ocean waste PP material with a non-skid pattern and texture surface.

Item no. PCM002531-0605	
Installation Information	
Max. fall height	2'11"
Safety surfacing area	423ft²
Total installation time	20.9
Excavation volume	0.48yd³
Concrete volume	0yd³
Footing depth (standard)	2'0"
Shipment weight	1315lbs
Anchoring options	In-ground ✓ Surface ✓
Warranty Information	
EcoCore HDPE	Lifetime
PE Slide	10 Years
Post	10 Years
PP Decks	10 Years
Spare Parts Availability	10 Years



Roof is made from rotomolded PE. PE has high impact resistance across a wide temperature span that ensures durability.



The slides can be chosen in six different colors and three materials: Straight or curved one-piece molded PE slides. Combined EcoCore™ sides and stainless steel. Full stainless steel in a one-piece design for more vandalism-proof solutions.



KOMPAN GreenLine versions are designed with the most environmentally friendly materials with the lowest possible CO2e emission factor such as EcoCore™ panels of 100% post-consumer recycled ocean waste.

Elevated activities 4	Accessible elevated activities	Accessible ground level activities	Accessible ground level play types
Present	4	2	2
Required	2	1	1

**ASTM
F1487**
compliant

Sustainability Data

PCM002531



Cradle to Gate A1-A3	Total CO ₂ emission	CO ₂ e/kg	Recycled materials
	kg CO ₂ e	kg CO ₂ e/kg	%
PCM002531-0651	851.40	1.60	72.50
PCM002531-0605	1,125.50	2.43	57.80

The overall framework applied for these factors is the Environmental Product Declaration (EPD), which quantifies "environmental information on the life cycle of a product and enable comparisons between products fulfilling the same function" (ISO, 2006). This follows the structure and applies a Life-Cycle Assessment approach to the entire Product stage from raw material through manufacturing (A1-A3))

Kompan A/S

C.F. Tietgens Boulevard 32C
DK-5220 Odense SØ
Denmark



Verification of CO₂ calculation of: Play systems



Data version no. 2023-10-05

The CO₂ calculation and data are in compliance with the principles of a carbon footprint impact according to the GHG protocol (Greenhouse Gas Protocol), Scope 3, cradle to gate related to all individual components in the product category: "Play systems" represented by item no.: PCM200321-0950.

(Scope 3 emissions include emission sources in the upstream and downstream value chain).

Date: 30. October 2023 | Valid until: 30. October 2025

Verified by:

Julie Marie Vejsgaard Larsen, LCA & EPD Consultant

Verification based on report: Validation of CO₂ calculation of 9 categories of Kompan product line, version 1.0, prepared by: Bureau Veritas HSE, Denmark: Julie M. V. Larsen.

Publication date: 30. October 2023

By Bureau Veritas HSE
www.bureauveritas.dk
+45 7731 1000



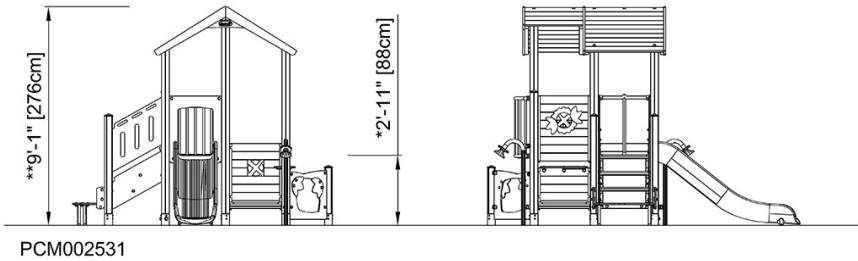
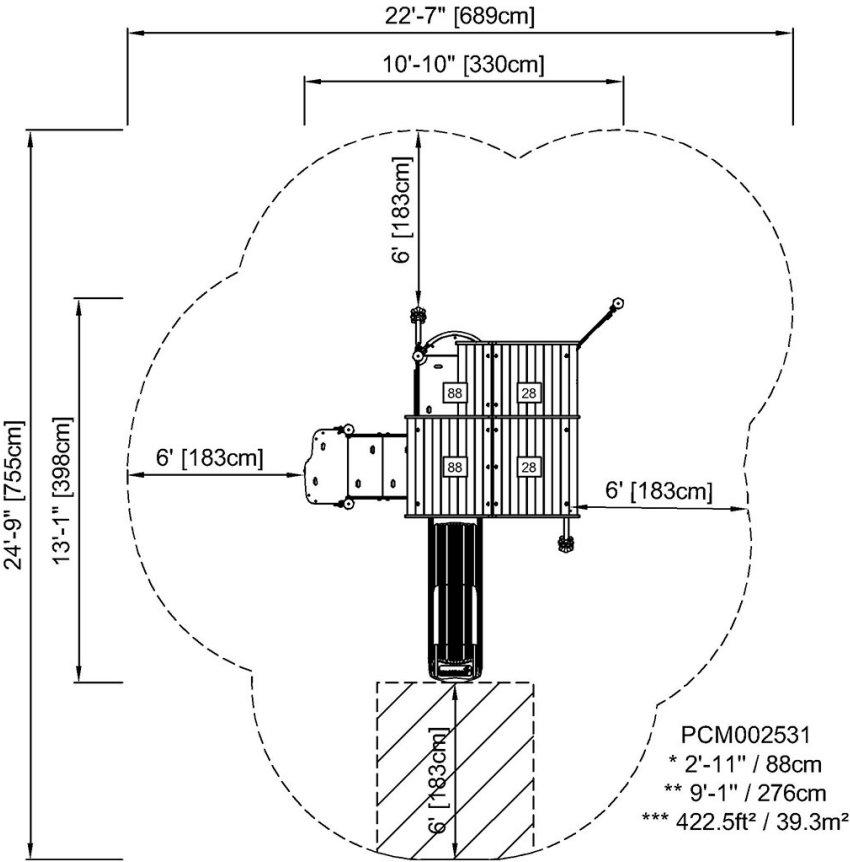
Multi Deck Playhouse

PCM002531



* Max fall height | ** Total height | *** Safety surfacing area

* Max fall height | ** Total height



[Click to see TOP VIEW](#)

[Click to see SIDE VIEW](#)